

Court statistics official statistics of Sweden 2008

Content

Introduction	3
List of tables.....	4
Explanation of symbols.....	5
1. Cases and matters in the general courts.....	6
2. Cases at the general administrative courts.....	20
3. Matters dealt with at the Rent and Tenancy Tribunals	30

Introduction

According to the Official Statistics Act (2001:99) official statistics must be made available to the general public and committees of enquiry and for research purposes. The Swedish National Courts Administration has been responsible for official statistics relating to the work of the courts since 2002. During the period 1993-2001 such statistics were produced by the Swedish National Council for Crime Prevention (BRÅ). In the early years, the provision of this statistical information was the responsibility of Statistics Sweden (SCB).

Court statistics comprise statistics for cases and matters at the general courts and general administrative courts as well as matters dealt with at the rent and tenancy tribunals. Since 2004, certain statistical information has also been published for individual courts.

Contents of this publication

These statistics are divided into three chapters, each of which begins with a summary of the work of each court category. The first chapter presents statistics from the general courts, i.e. the district courts, the courts of appeal and the Supreme Court, whilst statistics from the general administrative courts, i.e., the county administrative courts, administrative courts of appeal and the Supreme Administrative Court, are presented in the second chapter. The third chapter contains information about the rent and tenancy tribunals.

Further legal statistics

In addition to the court statistics in this publication, further legal statistics are available from the Swedish National Council for Crime Prevention, the Prison and Probation Service and Statistics Sweden.

List of tables

1. Cases and matters at the general courts

District courts

- 1.1 Filed, determined and pending, 2004-2008
- 1.2 Filed, determined and pending, 2008, individual district courts
- 1.3 Bankruptcy and judicial proceedings, 2004-2008
- 1.4 Land registration authorities
Court matters filed, 2004-2008
- 1.5 Family cases determined, 2004-2008
- 1.6 Civil cases, 2004-2008
- 1.7 Criminal cases, 2004-2008

Courts of appeal

- 1.8 Filed, determined and pending, 2004-2008
- 1.9 Filed, determined and pending, 2008, individual courts of appeal
- 1.10 Cases determined, 2004-2008
- 1.11 Frequency of amendments in civil and criminal cases in 2008

The Supreme Court

- 1.12 Cases filed, determined and pending, 2004-2008
- 1.13 Cases determined following an application for leave to appeal, 2008

2. Cases at the administrative courts

County Administrative Courts

- 2.1 Cases filed, determined and pending, 2004-2008

2.2 Cases filed, determined and pending, 2008, individual county administrative courts

2.3 Cases determined, 2004-2008

Administrative Courts of Appeal

2.4 Cases filed, determined and pending, 2004-2008

2.5 Cases filed, determined and pending, 2008, individual administrative courts of appeal

2.6 Cases determined, 2004-2008

Supreme Administrative Court

2.7 Cases filed, determined and pending, 2004-2008

2.8 Cases determined, 2004-2008

3. Matters in the Rent Tribunals and Tenancy Tribunals

3.1 Matters filed, determined and pending, 2004-2008

3.2 Matters determined, by category, 2004-2008

Explanation of symbols

- Nil
- .. No information available
- . Insufficient information available

1. Cases and matters in the general courts

The work of the general courts

The general courts comprise the district court as the court of first instance, the court of appeal as the court of second instance and the Supreme Court as the court of third instance. At the beginning of 2009, there were fifty-three district courts and six courts of appeal.

The District Courts

The principal task of the district courts is to adjudicate in criminal and civil cases. Cases that involve a review of a decision by an administrative authority with regard to a private individual are dealt with at the general administrative courts (see 'County administrative courts' section).

Crime, in a legal sense, is an action that is punishable and the basic rules that apply to crimes are to be found in the Penal Code, which contains, for example, the rules applicable to crimes of violence and theft. Certain crimes, such as drug offences, tax crimes and traffic offences, are dealt with using special legislation.

The majority of disputes fall under either property law or family law. The former generally involve the inability of the parties to agree on the terms of a contract, e.g. in conjunction with a purchase where there is a dispute regarding the price agreed for a particular item, the lawful ownership of an object or liability for damages. A family law dispute could involve divorce proceedings, custody of children, child maintenance and paternity.

Property courts and environmental courts have been established at certain district courts. The property courts decide on cases involving appeals against decisions by the Swedish Cadastral, Mapping and Land Registration Authority, which is the state land survey authority, as well as leases and compensation for expropriation or compulsory purchase under the Planning and Building Act. The environmental courts deal with matters such as permit applications relating to environmentally hazardous operations as well as matters relating to operations involving surface water and groundwater. Decisions by municipalities and county administrative boards in accordance with the Environmental Code can be appealed to the environmental courts, which also examine environmental damage issues.

A number of matters are processed and determined by the district courts, such as distraint cases, which mainly consist of appeals against seizure orders, debt management and bankruptcies.

Hearing of cases and matters in the district court

At a main hearing in a civil case, the principal rule is that the court should consist of three legally trained judges, although there are several exceptions to this. In certain family law cases, the court consists of one legally trained judge and three lay judges. The court could even consist of a single legally trained judge in those instances where the hearing takes the form of a simplified procedure, in

certain cases where the parties have granted their consent or if the case is of a less complicated nature.

The principal rule in criminal cases is that the court should consist of one legally trained judge and three lay judges at the main hearing.

Law clerks also serve in the district courts and after a certain period of service they are usually appointed to adjudicate regularly in less complicated cases such as traffic offences.

Both civil and criminal cases can in certain instances be determined on the basis of documentary evidence, whereby the court acquaints itself with the documents and written evidence presented.

Whilst the majority of criminal cases are determined following a main hearing this applies to less than half the civil cases.

The district court also examines the question of compulsory powers in criminal cases, such as when a public prosecutor asks for a suspect to be remanded in custody. A custody hearing decides whether the suspect will be detained or released.

As a rule, district court judgments can be appealed to a court of appeal.

The courts of appeal

Cases filed at the courts of appeal are classified as civil cases, criminal cases, other cases and environmental cases. Other cases include appeals from the district courts as well as specific decisions taken before or during the hearing at the district court, e.g. remanding a defendant in custody or the replacement of a public defence counsel.

Leave to appeal is required for a court of appeal to examine a judgment or decision of a district court. It is also required for such appeals in civil cases. As regards criminal cases, leave to appeal is required in any appeal where the defendant has only been fined or has been acquitted, when the maximum punishment applicable to the crime is six months' imprisonment or when the appeal relates only to the part of the judgment dealing with compensation.

Leave to appeal may be granted only when the court of appeal is in doubt regarding the correctness of the judgment in the district court, if it is necessary for the court of appeal to determine whether the district court judgment is correct, if an appeal to a higher court constitutes a precedent, or if there are pressing reasons.

Case determination at the court of appeal

At the main hearing in a civil case, the principal rule is that the court must comprise three legally trained judges. If the case to be examined has already been adjudicated by this number at the district court, the court must comprise at least four legally trained judges. In criminal cases the principal rule is that the court must comprise three legally trained judges and two lay judges at the main hearing.

The majority of civil cases are determined in a court of appeal without a main hearing. The rules in the Code of Judicial Procedure state that a case can be determined without a main hearing if the matter can be examined satisfactorily and the parties have requested that it be determined in this way. The court of appeal can also adjudicate in a criminal case without a main hearing, although the majority of criminal cases are determined after a main hearing.

The Supreme Court

The Supreme Court examines cases that come to it on appeal from one of the six courts of appeal. The majority of cases require leave to appeal. The principal rule is that leave is only granted if the judgment or decision of the Supreme Court could be an important precedent. Only a few per cent of the cases referred to the Supreme Court are granted leave to appeal. The Parliamentary Ombudsman (JO) and the Chancellor of Justice (JK) have the right to refer a case that is the subject of public prosecution to the Supreme Court, without leave to appeal.

The majority of cases are decided on the basis of documentation following a presentation, although oral hearings with the parties also take place.

Cases in the Supreme Court are decided by the Justices of the Supreme Court and when a case is to be examined five or a maximum of seven are present. If the matter to be examined is of a less complicated nature only three justices take part. If the result conflicts with a previous ruling by this court then the matter must be referred to a plenum, which consists of all the justices, or a 'small plenum', which consists of nine justices. The matter of leave to appeal is decided by one or three justices.

Table 1.1

District courts

Cases filed, determined and pending 2004-2008

	Year				
	2004	2005	2006	2007	2008
Cases filed					
FT cases ¹	15 257	14 785	14 471	15 047	17 504
Joint petitions ²	20 756	20 228	20 076	20 237	21 098
Other family cases	10 748	11 084	11 674	11 811	12 853
Other civil cases	20 319	18 913	18 043	19 044	20 991
Total civil cases	67 080	65 010	64 264	66 139	72 446
Cases dealt with by a law clerk	6 650	6 480	6 208	9 193	10 178
Other criminal cases	61 862	62 735	65 218	66 701	72 859
Total criminal cases	68 512	69 215	71 426	75 894	83 037
Environmental cases	1 525	1 603	1 608	1 769	1 846
Property cases	1 062	1 160	1 273	1 033	1 155
Total	138 179	136 988	138 571	144 835	158 484
Cases determined					
FT cases ¹	15 133	14 446	15 004	14 976	16 976
Joint petitions ²	20 798	20 474	20 190	20 119	20 940
Other family cases	10 875	10 689	11 311	11 880	12 871
Other civil cases	19 111	19 317	18 707	18 861	20 998
Total civil cases	65 917	64 926	65 212	65 836	71 785
Cases dealt with by a law clerk	6 425	6 407	6 391	7 916	10 255
Other criminal cases	58 645	60 889	63 857	65 804	72 249
Total criminal cases	65 070	67 296	70 248	73 720	82 504
Environmental cases	1 573	1 538	1 702	1 717	1 850
Property cases	1 050	1 014	1 088	1 147	1 234
Total	133 610	134 774	138 250	142 420	157 373
Cases pending					
FT cases ¹	4 867	5 116	4 440	4 415	4 863
Joint petitions ²	9 681	9 263	8 970	8 843	8 777
Other family cases	7 871	8 350	8 795	8 820	8 911
Other civil cases	14 679	14 250	13 568	13 667	13 659
Total civil cases	37 098	36 979	35 773	35 745	36 210
Cases dealt with by a law clerk	2 488	2 513	2 271	3 519	3 371
Other criminal cases	23 615	25 220	26 298	26 965	27 326
Total criminal cases	26 103	27 733	28 569	30 484	30 697
Environmental cases	1 453	1 516	1 422	1 468	1 459
Property cases	1 158	1 292	1 475	1 350	1 267
Total	65 812	67 520	67 239	69 047	69 633

¹Civil cases where the amount claimed does not exceed half a base amount and where the case is always determined by a single judge.

² For divorce and custody of children.

Table 1.2
Cases filed, determined and pending in 2008, individual district courts

District court	FT cases	Joint petitions	Other family cases	Other civil cases	Criminal cases determined by a law clerk	Other criminal cases	Property cases	Environmental cases
Älvsås								
Filed	189	253	179	213	218	782	-	-
Determined	164	267	156	153	183	776	-	-
Pending	46	101	118	176	60	199	-	-
Attunda								
Filed	712	997	603	1 081	290	2 534	-	-
Determined	688	978	585	972	313	2 367	-	-
Pending	258	464	469	818	97	1 212	-	-
Blekinge								
Filed	240	298	145	228	255	1 083	8	-
Determined	225	314	147	226	208	942	14	-
Pending	73	133	111	122	112	355	10	-
Borås								
Filed	256	360	228	324	150	1 303	-	-
Determined	241	377	236	341	165	1 271	-	-
Pending	74	149	158	189	51	404	-	-
Eksjö								
Filed	193	186	79	115	48	590	-	-
Determined	181	188	85	122	52	554	-	-
Pending	34	81	50	43	10	174	-	-
Eskilstuna								
Filed	238	311	174	210	185	1 197	3	-
Determined	237	294	146	214	170	1 204	4	-
Pending	53	148	130	134	44	334	2	-
Falu								
Filed	236	423	198	244	81	1 406	48	-
Determined	203	413	189	214	90	1 378	43	-
Pending	85	155	179	186	12	492	20	-
Gotlands								
Filed	83	84	65	98	-	436	14	-
Determined	84	85	61	81	3	361	8	-
Pending	18	47	44	72	-	235	11	-
Gällivare								
Filed	70	81	55	39	68	305	-	-
Determined	61	65	57	54	64	325	-	-
Pending	23	40	32	25	24	67	-	-
Gävle								
Filed	264	362	184	254	61	1 246	46	-
Determined	250	375	201	230	60	1 204	36	-
Pending	71	157	132	143	20	336	21	-
Gothenburg								
Filed	1 135	1 302	1 011	1 459	714	3 982	77	-
Determined	1 112	1 286	1 009	1 526	659	3 785	87	-
Pending	337	477	673	1 057	348	2 658	91	-
Halmstads								
Filed	242	266	158	259	93	1 075	53	-
Determined	274	270	173	320	100	1 002	60	-
Pending	58	112	121	178	22	400	178	-

Table 1.2 (Cont'd.)

Cases filed, determined and pending in 2008, individual district courts

District court	FT cases	Joint petitions	Other family cases	Other civil cases	Criminal cases determined by a law clerk	Other criminal cases	Property cases	Environmental cases
Haparanda								
Filed	99	64	56	80	55	318	-	-
Determined	89	63	46	92	55	324	-	-
Pending	29	23	41	45	18	97	-	-
Helsingborgs								
Filed	670	655	421	756	471	2 404	-	-
Determined	610	647	417	718	428	2 349	-	-
Pending	219	316	299	478	128	901	-	-
Hudiksvalls								
Filed	222	256	112	163	72	959	-	-
Determined	209	250	93	161	67	913	-	-
Pending	47	108	77	84	29	228	-	-
Hässelholms								
Filed	122	125	72	141	93	495	-	-
Determined	126	134	84	138	101	449	-	-
Pending	17	47	48	64	15	115	-	-
Jönköpings								
Filed	442	415	256	341	250	1 360	22	-
Determined	396	430	267	356	264	1 260	23	-
Pending	105	191	165	198	61	491	12	-
Kalmar								
Filed	437	405	210	323	251	1 475	71	-
Determined	435	398	216	350	255	1 432	201	-
Pending	110	169	160	210	63	401	98	-
Kariskoga								
Filed	49	91	34	49	23	378	-	-
Determined	48	84	45	52	17	298	-	-
Pending	12	49	21	26	10	169	-	-
Katrineholms								
Filed	110	152	88	100	121	493	-	-
Determined	107	158	92	104	105	470	-	-
Pending	24	59	45	41	49	117	-	-
Kristianstads								
Filed	197	243	133	208	234	793	-	-
Determined	173	224	107	234	305	834	-	-
Pending	51	104	110	120	65	235	-	-
Lidköpings								
Filed	143	183	112	122	113	704	-	-
Determined	139	151	121	139	95	639	-	-
Pending	39	81	78	79	68	257	-	-
Linköpings								
Filed	420	499	249	351	190	1 669	43	-
Determined	393	506	251	377	217	1 706	32	-
Pending	113	200	144	147	85	453	27	-
Luleå								
Filed	219	306	160	196	213	1 024	47	-
Determined	218	298	160	194	227	1 060	48	-
Pending	80	137	107	137	45	382	38	-

Table 1.2 (Cont'd.)

Cases filed, determined and pending in 2008, individual district courts

District court	FT cases	Joint petitions	Other family cases	Other civil cases	Criminal cases determined by a law clerk	Other criminal cases	Property cases	Environmental cases
Lunds								
Filed	624	737	370	678	314	2 055	-	-
Determined	535	680	374	621	238	1 862	-	-
Pending	229	322	291	379	141	910	-	-
Lycksele								
Filed	57	49	39	54	37	240	-	-
Determined	56	40	44	60	42	223	-	-
Pending	3	20	14	8	1	51	-	-
Malmö								
Filed	880	881	691	1 114	444	3 714	85	-
Determined	834	844	673	1 128	459	3 723	89	-
Pending	203	353	494	605	143	1 415	81	-
Mariestads								
Filed	86	85	39	62	121	270	6	-
Determined	79	93	34	67	120	255	12	-
Pending	19	24	23	33	27	68	4	-
Mora								
Filed	110	128	60	110	18	404	-	-
Determined	104	145	55	92	23	409	-	-
Pending	25	42	50	83	3	175	-	-
Mölnåls								
Filed	246	371	175	330	203	771	-	-
Determined	215	324	166	320	167	758	-	-
Pending	90	193	142	182	94	330	-	-
Nacka								
Filed	298	400	231	469	172	1 127	312	564
Determined	261	418	195	438	152	1 100	298	565
Pending	99	179	184	290	76	414	460	556
Norrköpings								
Filed	287	364	166	308	213	1 509	1	-
Determined	285	372	166	324	230	1 520	1	-
Pending	43	135	89	135	30	372	-	-
Norrälje								
Filed	108	125	78	132	17	410	-	-
Determined	114	140	70	133	23	399	-	-
Pending	21	39	59	87	3	128	-	-
Nyköpings								
Filed	140	208	92	155	167	660	34	-
Determined	118	212	84	141	151	683	32	-
Pending	39	99	56	70	50	140	20	-
Skellefteå								
Filed	78	125	72	73	30	487	-	-
Determined	75	104	87	72	35	476	-	-
Pending	30	64	47	59	5	158	-	-
Skövde								
Filed	166	222	116	166	44	658	-	-
Determined	150	197	105	159	41	639	-	-
Pending	47	97	86	102	9	164	-	-

Table 1.2 (Cont'd.)

Cases filed, determined and pending in 2008, individual district courts

District court	FT cases	Joint petitions	Other family cases	Other civil cases	Criminal cases determined by a law clerk	Other criminal cases	Property cases	Environmental cases
Solna								
Filed	729	1 017	911	1 031	299	3 081	-	-
Determined	732	1 041	848	992	334	2 863	-	-
Pending	256	399	688	765	121	1 528	-	-
Stockholms								
Filed	1 245	1 051	733	2 990	497	5 308	-	-
Determined	1 370	1 067	807	3 210	532	5 918	-	-
Pending	332	244	337	2 522	103	2 046	-	-
Sundsvalls								
Filed	222	246	109	185	112	1 073	2	-
Determined	221	254	130	225	124	1 207	1	-
Pending	50	112	62	118	36	422	2	-
Södertälje								
Filed	162	272	187	249	95	1 072	-	-
Determined	160	290	180	232	132	1 155	-	-
Pending	39	95	135	128	38	362	-	-
Södertörns								
Filed	1 121	1 694	1 332	1 523	538	5 578	-	-
Determined	1 116	1 679	1 340	1 545	588	5 627	-	-
Pending	252	685	816	676	110	1 756	-	-
Uddevalla								
Filed	314	346	181	399	162	1 044	-	-
Determined	325	357	200	366	143	1 081	-	-
Pending	68	147	127	262	62	345	-	-
Umeå								
Filed	187	241	133	182	131	891	29	152
Determined	168	231	142	178	80	844	26	187
Pending	85	107	112	138	80	383	34	143
Uppsala								
Filed	583	706	384	623	388	2 446	35	-
Determined	533	697	390	598	336	2 462	35	-
Pending	135	334	261	302	129	728	15	-
Varbergs								
Filed	235	316	175	314	123	911	-	-
Determined	246	315	154	326	119	911	-	-
Pending	56	146	138	233	31	363	-	-
Vänersborgs								
Filed	259	335	156	224	240	982	66	445
Determined	270	336	207	256	257	994	32	407
Pending	66	145	111	122	60	341	65	368
Värmlands								
Filed	421	524	229	447	336	2 105	31	-
Determined	417	539	266	417	457	2 067	20	-
Pending	125	208	165	264	84	681	23	-
Västmanlands								
Filed	426	685	326	461	362	2 225	26	-
Determined	381	634	303	387	385	2 244	29	-
Pending	191	320	252	375	191	1 285	10	-

Table 1.2 (Cont'd.)

Cases filed, determined and pending in 2008, individual district courts

District court	FT cases	Joint petitions	Other family cases	Other civil cases	Criminal cases determined by a law clerk	Other criminal cases	Property cases	Environmental cases
Växjö								
Filed	263	330	175	258	139	1 053	10	549
Determined	295	340	187	222	167	1 144	18	530
Pending	57	147	139	235	30	370	6	310
Ystads								
Filed	329	337	191	358	230	1 017	-	-
Determined	339	328	184	364	196	1 015	-	-
Pending	90	179	152	266	63	401	-	-
Ångermanlands								
Filed	224	231	119	162	97	820	24	-
Determined	209	228	125	154	94	776	23	-
Pending	69	92	99	120	27	268	12	-
Örebro								
Filed	451	531	289	346	282	1 950	23	-
Determined	460	554	300	368	296	1 981	28	-
Pending	100	219	190	203	160	727	12	-
Östersunds								
Filed	265	224	112	234	118	987	39	136
Determined	245	226	111	235	131	1 010	34	161
Pending	68	83	80	125	28	283	15	82

Table 1.3
District courts
Bankruptcies and court matters 2004-2008

	Year				
	2004	2005	2006	2007	2008
Bankruptcy applications					
Filed	13 115	12 106	11 005	10 655	9 675
Bankruptcies					
Concluded ¹	8 358	8 189	7 477	6 995	6 558
Court matters					
Filed	56 232	56 679	57 256	58 872	59 909
Determined	53 224	57 931	57 569	58 227	59 822
Pending	15 258	13 837	13 350	13 758	13 555

¹Bankruptcies concluded due to dismissal or rescission of a bankruptcy judgment or a decision that results in a composition arrangement.

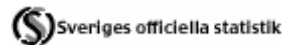


Table 1.4
District courts
Land registration authorities
Court matters filed åren 2004-2008¹

	Year				
	2004	2005	2006	2007	2008 ⁴
Land registry/Title deed matters ²	332 995	339 732	330 646	330 954	124 246
Mortgage proceedings	539 009	605 738	595 440	561 457	227 232
Extracts from the register of mortgages and evidence of title	8 083	7 730	5 787	4 731	1 779
Other matters ³	9 890	1 801	2 841	26 331	9 759
Total matters	889 977	955 001	934 714	923 473	363 016

¹Excluding company mortgage matters and matters relating to vessels and aircraft.

²Including registration of leasehold.

³Including details for the land parcelling authority, arrangement of newly parcelled property units and statements in accordance with Section 12, subsection 10 of the Land Parcelling Act.

⁴In 2008, the name of land registration authority was changed to the Swedish Cadastral, Mapping and Land Registration Authority (Lantmäteriet).

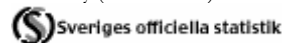


Table 1.5
District courts
Civil cases decided according to family law 2004-2008

	Year				
	2004	2005	2006	2007	2008
Joint petitions for divorce	20 468	20 108	19 799	19 766	20 641
of which dismissed	2 407	2 053	1 947	1 981	1 979
Divorce petitions	5 896	5 853	6 110	6 487	6 985
of which dismissed	1 311	1 211	1 302	1 395	1 426
Paternity cases	488	476	511	548	621
of which dismissed	64	69	56	85	98
Petitions for custody of children	3 140	2 628	2 909	3 157	3 660
of which dismissed	678	621	628	695	766

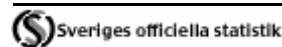


Table 1.6
District courts
Civil cases¹ 2004-2008

	Year				
	2004	2005	2006	2007	2008
Percentage of cases determined following a hearing (%)	38	36	37	36	36
Percentage of cases determined on a collegial basis (%)	2.1	1.9	1.8	1.9	2.0
Percentage of cases determined by judges and lay judges (%)	1.4	1.9	2.3	2.8	2.7
Percentage of cases where the hearing time exceeds six hours (%)	2.9	2.5	2.7	2.7	2.9
Percentage of cases where the hearing time exceeds twelve hours (%)	0.6	0.5	0.5	0.6	0.6
Average hearing time in cases determined after a hearing (hours per case)	2.12	2.02	2.05	2.08	2.17
Average hearing time for all cases (hours per case)	0.80	0.73	0.76	0.75	0.78
Percentage of cases determined through a judgment (%)	40.6	39.9	41.4	41.0	40.5
Percentage of cases determined by default (%)	14.3	14.6	14.4	13.9	15.9
Percentage of cases determined through dismissal (%)	37.1	35.7	35.6	37.2	34.8
Percentage of cases determined in a different manner (%)	8.0	8.8	8.6	7.9	8.8

¹ Excluding joint petitions for divorce and child custody.

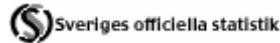


Table 1.7
District courts
Criminal cases¹ åren 2004-2008

	Year				
	2004	2005	2006	2007	2008
Percentage of cases determined by judges and lay judges (%)	78.3	78.4	77.8	76.0	75.3
Percentage of cases with more than one defendant that were determined through a judgment (%)	11.3	10.7	10.9	10.9	10.6
Average number of defendants in cases determined through a judgment	1.17	1.17	1.17	1.17	1.20
Percentage of cases with a remand hearing (%)	14.6	14.1	13.6	12.3	11.7
Percentage of cases where the hearing time exceeds six hours (%)	4.8	4.8	5.1	5.0	5.0
Percentage of cases where the hearing time exceeds twelve hours (%)	1.3	1.3	1.3	1.3	1.4
Average time in cases decided following a hearing (hours per case)	1.72	1.76	1.82	1.78	1.81
Average hearing time for all cases (hours per case)	1.46	1.49	1.52	1.47	1.47
Percentage of cases determined through a judgment (%)	80.7	81.0	79.5	77.3	77.3
Percentage of cases determined through dismissal (%)	8.6	9.6	10.9	13.2	12.6
Percentage of cases determined in a different manner (%)	10.7	9.4	10.9	9.5	10.1

¹ Excluding cases dealt with by a law clerk.

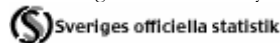


Table 1.8
Courts of appeal
Cases filed, determined and pending 2004-2008

	Year				
	2004	2005	2006	2007	2008
Cases filed					
Civil cases	2 798	2 509	2 605	2 513	2 752
Criminal cases	8 845	8 834	8 767	8 388	9 030
Other cases	11 207	10 868	11 178	10 869	11 253
Environmental cases	468	461	530	513	597
Total	23 318	22 672	23 080	22 283	23 632
Cases determined					
Civil cases	2 934	2 745	2 599	2 502	2 811
Criminal cases	8 692	8 694	8 848	8 383	9 276
Other cases	11 211	10 907	11 176	10 763	11 488
Environmental cases	457	480	495	520	553
Total	23 294	22 826	23 118	22 168	24 128
Cases pending					
Civil cases	1 697	1 478	1 471	1 469	1 408
Criminal cases	3 591	3 696	3 603	3 599	3 341
Other cases	1 627	1 564	1 569	1 678	1 446
Environmental cases	237	217	251	245	289
Total	7 152	6 955	6 894	6 991	6 484

Table 1.9
Cases filed, determined and pending in 2008, individual courts of appeal

Court of appeal	Civil cases	Criminal cases	Environmental cases		Total
			cases	Other cases	
Svea Court of Appeal					
Cases filed	1 126	3 582	597	5 015	10 320
Cases determined	1 196	3 670	553	5 115	10 534
Cases pending	638	1 578	289	670	3 175
Göta Court of Appeal					
Cases filed	427	1 528	-	1 562	3 517
Cases determined	416	1 633	-	1 632	3 681
Cases pending	193	370	-	133	696
Court of Appeal for Skåne and Blekinge					
Cases filed	377	1 291	-	1 593	3 261
Cases determined	374	1 345	-	1 596	3 315
Cases pending	240	529	-	248	1 017
Court of Appeal for Western Sweden					
Cases filed	523	1 642	-	1 952	4 117
Cases determined	527	1 626	-	2 016	4 169
Cases pending	179	563	-	222	964
Court of Appeal for Lower Norrland					
Cases filed	163	628	-	640	1 431
Cases determined	170	638	-	651	1 459
Cases pending	69	183	-	61	313
Court of Appeal for Upper Norrland					
Cases filed	136	359	-	491	986
Cases determined	128	364	-	478	970
Cases pending	89	118	-	112	319


 Sveriges officiella statistik

Table 1.10
Courts of appeal
Cases determined 2004-2008

	Year				
	2004	2005	2006	2007	2008
Civil cases					
Percentage of cases determined by judges and lay judges (%)	9.8	9.7	9.7	12.7	12.3
Percentage of cases determined following a main hearing (%)	31.9	30.9	29.2	31.6	31.5
Average hearing time in cases determined following a hearing (hours per case)	4.45	4.25	4.40	4.54	4.39
Criminal cases					
Percentage of cases determined by judges and lay judges (%)	66.6	65.2	66.2	65.1	63.0
Percentage of cases determined following a main hearing (%)	65.5	65.6	65.3	64.0	62.2
Average hearing time in cases determined following a hearing (hours per case)	3.26	3.41	3.30	3.53	3.60
Environmental cases					
Percentage of cases decided following a main hearing (%)	5.1	6.5	9.0	6.9	6.5


 Sveriges officiella statistik

Table 1.11
Courts of appeal
Frequency of amendment in civil and criminal cases 2008

	Total number of cases	of which amended	
		number	percentage
Civil cases	2 812	769	27,3
Criminal cases	9 289	3 187	34,3
Judgment in criminal cases appealed to the court of appeal by the			
Defendant	6 217	1 729	27,8
Public prosecutor	759	478	63,0
Public prosecutor and defendant	1 455	629	43,2
Other	858	351	40,9
Total	9 289	3 187	34,3


 Sveriges officiella statistik

Table 1.12
The Supreme Court
Cases filed, determined and pending 2004-2008

	Year				
	2004	2005	2006	2007	2008
Filed	5 318	5 101	5 249	5 010	5 420
Determined	5 205	5 013	5 429	5 041	5 221
Cases in which leave to appeal is granted	118	123	135	172	138
Cases in which leave to appeal is not granted	4 499	4 245	4 504	4 105	4 276
Cases not requiring leave to appeal	588	645	790	764	807
Pending at the end of the year	1 247	1 334	1 151	1 120	1 318



 Sveriges officiella statistik

Table 1.13
The Supreme Court
Cases determined 2008

	Civil Cases	Criminal cases	Other cases	Total
Cases in which leave to appeal is granted	29	31	78	138
Cases in which leave to appeal is not granted	519	1 396	2 361	4 276
Cases not requiring leave to appeal	18	67	722	807
Total	566	1 494	3 161	5 221

 Sveriges officiella statistik

2. Cases at the general administrative courts

The work of the general administrative courts

The administrative courts handle cases relating to disputes between individuals and public authorities and are arranged under a three-tier system. The first tier is the county administrative court, the second is the administrative court of appeal, and the third and highest is the Supreme Administrative Court. There are twenty-three county administrative courts and four administrative courts of appeal. At the county administrative courts in Stockholm, Gothenburg and Malmö, there are migration courts that hear alien and citizenship cases as the court of first instance, whilst the Migration Court of Appeal is attached to the Administrative Court of Appeal in Stockholm and is the highest instance for such cases.

The county administrative courts

The county administrative courts hear appeals against decisions by an administrative authority or decisions submitted to it by such an authority. They are staffed by judges, law clerks, officials who present the cases and administrative staff. At these courts lay judges often take part in the judicial process.

Tax cases are among the case categories handled by county administrative courts following referral when a decision by the tax authorities is appealed. The decisions in question could refer to income assessment, value-added tax or property assessments. Property assessment cases are recorded separately in the statistics.

Certain decisions by a municipal social welfare committee, such as decisions regarding income support, can be appealed to a county administrative court through an administrative complaints procedure. These are shown under the heading 'Cases involving the Social Services Act'.

Social insurance cases involve appeals against decisions by the Social Insurance Agency on matters such as the right to compensation for occupational injuries, sickness benefit, parental payments or car subsidies for the disabled.

In cases that fall under the Care of Young Persons Act (LVU), the court examines, following an application by the social welfare committee, whether children or young persons up to eighteen years of age, in certain cases twenty, can be made subject to a compulsory care and protection order outside their parental home.

In cases covered by Compulsory Care for Substance Abusers Act (LVM), the court must decide, following an application from the social welfare committee, whether such individuals should receive medical treatment for their abuse even if they withhold consent.

The county administrative court also examines issues relating to compulsory psychiatric care and in other psychiatric care cases. It must decide whether a person is in need of such care, whether a term of compulsory psychiatric care should be extended or whether forensic psychiatric care should be terminated.

In such cases the senior consultant involved makes an application to the county administrative court, which can also examine various issues following an appeal by the patient. This could, for example, involve deciding whether compulsory care should be stopped or whether a patient should be allowed a period of leave outside the treatment unit.

Alien and citizenship cases involve appeals against decisions by the Migration Board and could relate to asylum, i.e. a residence permit for a refugee, or Swedish citizenship.

Other cases at the county administrative court may relate to driving offences, the Animal Welfare Act, licences to serve alcoholic beverages and testing the legality of the Local Government Act. Since Sweden joined the EU, cases involving EU legislation also arise. Mention can be made, for example, of cases relating to public procurement or certain agricultural subsidies. Driving licence offences are presented separately in the statistics.

Hearing of cases at the county administrative court

In accordance with the principal rule at a county administrative court, a legally trained judge and three lay judges adjudicate. In certain matters falling under the Local Government Act two special members participate, whilst in property assessment cases a member who has valuation skills may take part. A large number of cases are also determined by a single judge.

As a rule, proceedings are in writing although they may include an oral hearing if it can be assumed to be of benefit to the enquiry or could expedite a decision in the case. If an individual party who is presenting the case requests an oral hearing, this should be granted unless it is deemed unnecessary. In certain cases, e.g., the provision of care for young people or substance abusers, an oral hearing takes place unless it is clearly unnecessary. If, in such cases, an individual party requests such a hearing it should always be granted.

If the plaintiffs are dissatisfied they can lodge an appeal with an administrative court of appeal.

The administrative courts of appeal.

The administrative courts of appeal examine cases appealed from the county administrative courts.

Many cases require the administrative court of appeal to grant leave to appeal for the appeal to be heard. It may be granted only if it is of importance in guiding the application of the law (precedent) or if there are pressing reasons to hear an appeal (extraordinary leave).

The administrative court of appeal is the first instance in what are termed secrecy cases, which relate to the right to view the contents of a public document.

Hearing of cases in the administrative court of appeal

Three legally trained judges adjudicate at the administrative court of appeal. In certain cases they are joined by two lay judges or special members. The question of leave to appeal is decided by two legally trained judges if their decision is unanimous, or by three if it is not.

An oral hearing may be included in the proceedings if it can be assumed to be of benefit to the inquiry or if it could expedite the hearing of the case. If an individual party to the case requests an oral hearing, this should be granted unless it is deemed unnecessary. In certain cases, e.g. the provision of care for young people or substance abusers, an oral hearing is held unless it is clearly unnecessary. If, in such cases, an individual party requests such a hearing it should always be granted.

The Supreme Administrative Court

This is the highest general administrative court and examines cases appealed from one of the four administrative courts of appeal. It also examines appeals from the Council for Advance Tax Rulings and the Patent Appeals Board. The majority of appeals at this level require leave to appeal, which is granted only if it could be of importance as a precedent, i.e. provides guidance on how other similar cases are to be determined, or if there are pressing reasons to do so. Only a small percentage of the cases referred to the Supreme Administrative Court of Appeal are granted leave to appeal. The Chancellor of Justice (JK) and the Parliamentary Ombudsman (JO) do not require this in cases of a disciplinary offence or revocation or restriction of the right to work as a doctor or other medical professional within the healthcare system. Nor does the Chancellor of Justice in cases concerning permits for CCTV cameras, etc.

The members of this court are called justices and when the facts of a case are to be examined five justices usually take part. The section may order the case to be determined by the court in a full plenary session. Questions regarding leave to appeal may be decided by one justice although no more than three may take part in deciding such issues.

Proceedings are as a rule in writing and an oral hearing may be included if it can be assumed to be of benefit to the inquiry or if it could expedite the hearing of the case.

Table 2.1

**County administrative courts
Cases filed, determined and pending 2004-2008**

	Year				
	2004	2005	2006	2007	2008
Cases filed					
Tax cases	15 622	16 665	16 558	16 084	17 075
Property assessment cases	2 695	923	1 246	840	274
Driving licence offences	6 648	6 687	5 973	6 155	6 135
Cases relating to the Social Services Act	21 151	22 187	20 272	21 474	21 628
LVU and LVM cases	3 507	3 783	4 169	4 221	4 400
Psychiatric care cases	13 231	13 121	13 410	13 485	13 634
Social insurance cases	20 373	21 428	22 951	22 681	14 419
Congestion charge cases		12	925	71	129
Other cases	21 299	21 318	18 280	18 134	19 065
Total, excluding migration cases	104 526	106 124	103 784	103 145	96 759
Migration cases			6 652	15 924	22 729
Cases determined					
Tax cases	15 277	15 386	16 505	17 746	19 153
Property assessment cases	2 755	1 498	1 155	1 989	689
Driving licence offences	6 588	6 735	5 922	6 092	6 121
Cases relating to the Social Services Act	20 060	22 107	20 868	21 184	22 090
LVU and LVM cases	3 485	3 751	4 110	4 194	4 448
Psychiatric care cases	13 187	13 073	13 375	13 430	13 622
Social insurance cases	16 139	20 156	21 817	23 441	21 874
Congestion charge cases		5	895	68	153
Other cases	20 398	20 655	18 274	18 187	19 789
Total, excluding migration cases	97 889	103 366	102 921	106 331	107 939
Migration cases			5 917	13 756	19 276
Cases pending					
Tax cases	11 913	13 202	13 254	11 671	9 678
Property assessment cases	2 084	1 517	1 607	694	276
Driving licence offences	444	383	421	479	491
Cases relating to the Social Services Act	5 965	6 027	5 420	5 678	5 168
LVU and LVM cases	399	422	476	501	448
Psychiatric care cases	234	252	269	308	297
Social insurance cases	14 228	15 487	16 611	15 935	8 566
Congestion charge cases		7	37	39	14
Other cases	6 348	6 994	6 999	6 977	6 262
Total, excluding migration cases	41 615	44 291	45 094	42 282	31 200
Migration cases			3 817	5 994	9 478

Table 2.2
Cases filed, determined and pending in 2008, individual county
administrative courts

County administrative court	Tax cases	Property assessment cases	Driving licence offences	Cases relating to the Social Services Act	Psychiatric care cases	Social insurance cases	LVU and LVM cases	Congestion charge cases	Other cases	Migration cases
County of Blekinge										
Filed	144	5	92	358	95	177	61	-	288	-
Determined	177	5	92	389	96	270	61	-	279	-
Pending	50	3	8	53	1	69	8	-	74	-
County of Dalarna										
Filed	666	18	271	409	708	520	137	-	728	-
Determined	714	23	266	393	708	703	132	-	533	-
Pending	399	10	36	95	12	220	17	-	311	-
County of Gotland										
Filed	50	-	49	78	28	321	34	-	253	-
Determined	59	13	51	84	26	608	37	-	311	-
Pending	42	-	4	21	2	236	1	-	75	-
County of Gävleborg										
Filed	262	5	165	557	224	428	173	-	507	-
Determined	325	13	164	571	221	587	170	-	469	-
Pending	210	11	11	60	5	158	18	-	136	-
County of Gothenburg										
Filed	1 812	16	186	2 508	1 159	1 584	460	-	1 357	3 867
Determined	1 919	42	190	2 605	1 142	2 048	460	-	1 370	2 825
Pending	1 312	25	16	410	28	1 445	43	-	399	1 509
County of Halland										
Filed	487	8	211	615	239	350	101	-	492	-
Determined	536	15	215	592	235	369	103	-	485	-
Pending	262	5	16	90	8	251	8	-	125	-
County of Jämtland										
Filed	142	4	100	152	92	134	80	-	248	-
Determined	200	5	89	152	94	341	81	-	249	-
Pending	112	2	13	91	-	89	8	-	110	-
County of Jönköping										
Filed	340	3	302	400	301	314	158	-	610	-
Determined	362	2	300	380	305	379	170	-	616	-
Pending	144	2	27	72	4	97	11	-	149	-
County of Kalmar										
Filed	360	5	112	358	336	267	99	-	396	-
Determined	411	16	114	345	332	328	101	-	354	-
Pending	149	2	4	28	5	119	13	-	82	-
County of Kronoberg										
Filed	210	1	103	216	500	164	91	-	234	-
Determined	196	2	103	235	499	272	94	-	223	-
Pending	108	1	8	51	18	62	11	-	58	-
Mariestad										
Filed	228	1	727	318	283	257	156	-	362	-
Determined	275	3	718	352	279	509	161	-	332	-
Pending	325	2	42	62	9	234	18	-	154	-
County of Norrbotten										
Filed	307	3	220	320	413	560	82	-	539	-
Determined	346	8	220	333	414	1 272	88	-	547	-
Pending	162	-	8	37	2	406	6	-	123	-
County of Skåne										
Filed	3 427	71	623	3 217	1 416	1 838	555	-	1 990	4 479
Determined	3 979	70	602	3 081	1 413	3 045	558	-	2 089	4 087
Pending	1 359	53	93	1 247	35	802	55	-	670	1 376
County of Stockholm										
Filed	5 369	70	1 336	6 285	2 329	3 586	784	128	6 023	14 383
Determined	6 048	353	1 382	6 892	2 359	5 635	789	153	6 570	12 364
Pending	3 170	113	56	1 582	63	2 189	89	13	2 318	6 593

Table 2.2 (Cont'd)
Cases filed, determined and pending in 2008, individual county administrative courts

County administrative court	Tax cases	Property assessment cases	Driving licence offences	Cases relating to the Social Services Act	Psychiatric care cases	Social insurance cases	LVU and LVM cases	Congestion charge cases	Other cases	Migration cases
County of Södermanland										
Filed	341	3	161	611	1 389	363	138	-	488	-
Determined	341	11	156	556	1 392	485	140	-	800	-
Pending	120	-	22	151	20	134	13	-	131	-
County of Uppsala										
Filed	413	4	246	483	402	311	168	-	445	-
Determined	463	22	241	469	402	487	160	-	438	-
Pending	219	4	13	154	8	99	17	-	128	-
Vänersborg										
Filed	454	14	-	749	544	633	221	-	542	-
Determined	588	14	-	747	554	950	228	-	506	-
Pending	283	19	-	140	4	423	13	-	182	-
County of Värmland										
Filed	343	8	226	483	315	625	182	-	461	-
Determined	362	9	229	507	317	653	188	-	508	-
Pending	169	3	29	91	4	446	34	-	134	-
County of Västerbotten										
Filed	242	21	168	277	520	456	131	-	442	-
Determined	349	33	158	248	515	670	127	-	415	-
Pending	71	6	27	75	17	322	11	-	132	-
County of Västernorrland										
Filed	292	1	150	491	722	284	117	-	726	-
Determined	316	7	151	540	706	490	119	-	931	-
Pending	162	1	11	121	23	138	11	-	225	-
County of Västmanland										
Filed	409	4	156	474	573	321	115	-	356	-
Determined	357	-	159	446	568	519	110	-	362	-
Pending	306	7	14	176	10	188	15	-	99	-
County of Örebro										
Filed	288	1	207	1 149	274	210	151	1	830	-
Determined	339	2	200	1 059	272	242	146	-	670	-
Pending	217	-	13	244	3	173	21	1	304	-
County of Östergötland										
Filed	489	8	324	1 120	772	716	206	-	748	-
Determined	491	21	321	1 114	773	1 012	225	-	732	-
Pending	327	7	20	117	16	266	7	-	143	-


 Sveriges officiella statistik

Table 2.3
County administrative courts
Cases determined 2004-2008

	Year				
	2004	2005	2006	2007	2008
Percentage of cases determined following an oral hearing (%)	14.1	14.1	14.7	14.7	15.7
Percentage of cases determined by a single judge (%)	45.2	49.4	47.7	47.7	46.6
Percentage of cases determined by a judge and lay judges (%)	54.0	50.3	52.0	51.9	52.7
Percentage of cases determined with a different composition (%)	0.8	0.3	0.3	0.4	0.3
Percentage of cases determined through a judgment (%)	89.5	89.6	89.1	89.7	89.6
Percentage of cases determined following a decision (%)	10.5	10.4	10.8	10.3	10.4


 Sveriges officiella statistik

Table 2.4
Administrative courts of appeal
Cases filed, determined and pending in 2004-2008

	Year				
	2004	2005	2006	2007	2008
Cases filed					
Tax cases	6 051	5 947	6 244	6 278	7 041
Property assessment cases	253	357	179	187	209
Driving licence offences	1 062	1 204	1 088	1 058	1 026
Cases relating to the Social Services Act	2 318	2 258	2 128	2 196	2 336
LVU and LVM cases	876	882	980	980	1 069
Psychiatric care cases	948	967	996	1 113	1 054
Social insurance cases	4 936	5 484	6 095	6 386	6 477
Congestion charge cases			91	29	18
Other cases	6 910	6 907	6 286	6 386	6 928
Total, excluding migration cases	23 354	24 006	24 087	24 613	26 158
Migration cases			1 362	4 824	8 590
Cases determined					
Tax cases	6 685	6 588	6 766	7 059	7 240
Property assessment cases	532	403	298	242	272
Driving licence offences	1 056	1 174	1 115	1 086	997
Cases relating to the Social Services Act	2 247	2 315	2 248	2 107	2 275
LVU and LVM cases	825	892	955	1 000	1 034
Psychiatric care cases	958	937	1 008	1 104	1 052
Social insurance cases	4 846	5 813	6 070	6 229	6 799
Congestion charge cases			46	67	23
Other cases	6 918	7 433	6 674	6 200	7 099
Total, excluding migration cases	24 067	25 555	25 180	25 094	26 791
Migration cases			824	4 396	8 258
Cases pending					
Tax cases	7 894	7 238	6 708	5 916	5 709
Property assessment cases	354	309	186	131	67
Driving licence offences	128	156	129	101	129
Cases relating to the Social Services Act	678	613	493	581	642
LVU and LVM cases	157	145	170	150	185
Psychiatric care cases	95	123	111	118	120
Social insurance cases	3 338	3 009	3 031	3 186	2 863
Congestion charge cases			45	7	2
Other cases	3 186	2 640	2 311	2 521	2 351
Total, excluding migration cases	15 830	14 233	13 184	12 711	12 068
Migration cases			539	968	1 304

Table 2.5
Cases filed, determined and pending in 2008, individual administrative courts of appeal

Administrative court of appeal	Tax cases	Property assessment cases	Driving licence offences	Cases relating to the Social Services Act	Psychiatric care cases	Social insurance cases	LVU and LVM cases	Congestion charge cases	Other cases	Migration cases
Stockholm										
Filed	3 035	72	299	690	320	2 203	283	18	3 016	8 594
Determined	2 816	78	305	726	314	2 461	291	23	3 072	8 258
Pending	2 537	15	32	113	37	643	44	2	1 059	1 309
Gothenburg										
Filed	2 329	64	199	852	346	2 079	402	-	1 846	-
Determined	2 460	98	179	771	358	2 006	372	-	1 887	-
Pending	2 030	33	36	300	36	1 380	82	-	647	-
Sundsvall										
Filed	849	35	204	274	218	1 160	150	-	979	-
Determined	875	58	202	258	214	1 292	148	-	1 013	-
Pending	639	4	21	122	29	517	23	-	366	-
Jönköping										
Filed	828	38	324	520	170	1 035	234	-	1 087	-
Determined	1 089	38	311	520	166	1 040	223	-	1 127	-
Pending	503	15	40	107	18	323	36	-	279	-


 Sveriges officiella statistik

Table 2.6
Cases determined in the Administrative¹ Courts of Appeal 2004-2008

	Year				
	2004	2005	2006	2007	2008
Determined	24 067	25 560	25 181	25 093	26 794
Cases where leave to appeal is granted	2 521	2 674	2 776	3 003	3 013
Cases where leave to appeal is not granted	10 336	11 884	11 895	11 354	12 581
Cases not requiring leave to appeal	11 210	11 002	10 510	10 736	11 200

¹Excluding migration cases


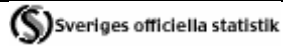
 Sveriges officiella statistik

Table 2.7
The Supreme Administrative Court
Cases filed, determined and pending 2004-2008

	Year				
	2004	2005	2006	2007	2008
Cases filed					
Tax cases	2 179	2 000	2 353	2 098	2 295
Property assessment cases	52	83	89	47	49
Driving licence offences	260	262	254	263	258
Cases relating to the Social Services Act	551	524	557	483	586
LVU and LVM cases	141	148	164	163	180
Psychiatric care cases	118	109	116	123	124
Social insurance cases	1 624	1 794	1 976	2 056	2 262
Congestion charge cases			24	19	7
Other cases	2 736	2 562	2 538	2 625	2 923
Total	7 661	7 482	8 071	7 877	8 684
Cases determined					
Tax cases	2 775	1 702	1 785	2 807	2 925
Property assessment cases	67	103	39	108	76
Driving licence offences	236	279	246	259	279
Cases relating to the Social Services Act	479	551	527	619	556
LVU and LVM cases	135	157	147	166	162
Psychiatric care cases	118	112	105	122	125
Social insurance cases	1 524	1 577	1 722	2 300	2 674
Congestion charge cases			12	29	7
Other cases	2 606	2 332	2 384	2 748	3 509
Total	7 940	6 813	6 967	9 158	10 313
Cases pending					
Tax cases	1 780	2 068	2 637	1 924	1 257
Property assessment cases	72	52	102	41	14
Driving licence offences	73	55	61	65	44
Cases relating to the Social Services Act	415	388	416	283	312
LVU and LVM cases	28	19	35	32	48
Psychiatric care cases	14	11	22	22	21
Social insurance cases	1 651	1 867	2 121	1 881	1 465
Congestion charge cases			12	2	2
Other cases	2 084	2 319	2 493	2 368	1 778
Total	6 117	6 779	7 899	6 618	4 941

Table 2.8
The Supreme Administrative Court
Cases determined in the Supreme Administrative Court 2004-2008

	Year				
	2004	2005	2006	2007	2008
Determined	7 917	8 071	6 968	9 188	10 313
Cases where leave to appeal is granted	..	149	150	181	162
Cases where leave to appeal is not granted	..	6 227	6 335	8 325	9 250
Cases not requiring leave to appeal	..	385	483	682	901



3. Matters dealt with at the Rent and Tenancy Tribunals

The work of the Rent and Tenancy Tribunals

The Rent Tribunal can mediate in disputes between landlords and tenants or between tenant associations and tenants if the parties themselves cannot reach agreement. The rent tribunal also examines certain rent and tenant issues and pronounces a decision that is binding on the parties. The rent tribunal also deals with matters that involve special administration of residential properties. The purchaser of a rental property may in certain cases require the consent of the tribunal to validate the purchase.

The rent tribunal normally consists of three members. The tribunal is chaired by a rent tribunal judge whilst the other members represent different interest groups, of whom one is well versed in property management and the other in the situation of the tenants.

The tenancy tribunal has similar duties to the rent tribunal when it comes to applying legislation relating to leases. Its composition is also similar to that of the rent tribunal except that the members represent the interests of landowners and tenants.

Most of the decisions of the rent tribunal can be appealed to Svea Court of Appeal whilst certain leasehold matters can be appealed to the court of appeal within whose jurisdiction the leased property is located.

There are eight rent and tenancy tribunals.

Table 3.1
Rent tribunals and tenancy tribunals
Matters filed, determined and pending 2004-2008

	Year				
	2004	2005	2006	2007	2008
Rent tribunals					
Filed	30 596	28 853	24 600	25 696	27 470
Determined	29 945	29 640	24 859	24 787	27 585
Pending at the year-end	7 556	6 427	6 007	6 769	6 431
Tenancy tribunals					
Filed	1 460	1 646	1 099	1 899	2 464
Determined	1 284	1 471	1 396	1 415	2 472
Pending at the year-end	1 168	1 248	908	1 392	1 378

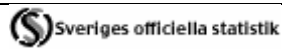


Table 3.2
Rent tribunals and tenancy tribunals
Matters determined according to category 2004-2008

	Year				
	2004	2005	2006	2007	2008
Rent tribunals					
Mediation or arbitration in tenancy disputes	794	789	664	649	754
Unprotected tenancies	17 593	17 188	13 707	13 442	13 928
Extension of tenancy agreements	2 594	2 596	2 487	2 284	2 453
Court order to perform work, extension of time for work	483	506	426	404	421
Amendment of tenancy terms	988	849	582	601	695
Mediation regarding security of tenure in non-residential property	3 330	3 335	3 034	3 237	3 626
Matters governed by the Rent Negotiation Act	512	553	323	431	522
Other matters	3 651	2 555	2 263	2 370	2 733
Total	29 945	28 371	23 486	23 418	25 132
Tenancy tribunals					
Agricultural leases	390	249	221	194	220
Residential leases	689	742	727	701	1 361
Other matters	205	567	449	520	891
Total	1 284	1 558	1 397	1 415	2 472

