

## Court statistics official statistics of Sweden 2009

# Content

Introduction .....	3
List of tables.....	4
Explanation of symbols.....	5
1. Cases and matters in the general courts.....	6
2. Cases at the general administrative courts.....	18
3. Matters dealt with at the Rent and Tenancy Tribunals .....	28

## **Introduction**

According to the Official Statistics Act (2001:99) official statistics must be made available to the general public and committees of enquiry and for research purposes. The Swedish National Courts Administration has been responsible for official statistics relating to the work of the courts since 2002. During the period 1993-2001 such statistics were produced by the Swedish National Council for Crime Prevention (BRÅ). In the early years, the provision of this statistical information was the responsibility of Statistics Sweden (SCB).

Court statistics comprise statistics for cases and matters at the general courts and general administrative courts as well as matters dealt with at the rent and tenancy tribunals. Since 2004, certain statistical information has also been published for individual courts.

## **Contents of this publication**

These statistics are divided into three chapters, each of which begins with a summary of the work of each court category. The first chapter presents statistics from the general courts, i.e. the district courts, the courts of appeal and the Supreme Court, whilst statistics from the general administrative courts, i.e., the county administrative courts, administrative courts of appeal and the Supreme Administrative Court, are presented in the second chapter. The third chapter contains information about the rent and tenancy tribunals.

## **Further legal statistics**

In addition to the court statistics in this publication, further legal statistics are available from the Swedish National Council for Crime Prevention, the Prison and Probation Service and Statistics Sweden.

## List of tables

### 1. Cases and matters at the general courts

#### District courts

- 1.1 Filed, determined and pending, 2005-2009
- 1.2 Filed, determined and pending, 2009, individual district courts
- 1.3 Bankruptcy and judicial proceedings, 2005-2009
- 1.4 Land registration authorities. Court matters filed, 2005-2009
- 1.5 Family cases determined, 2005-2009
- 1.6 Civil cases, 2005-2009
- 1.7 Criminal cases, 2005-2009

#### Courts of appeal

- 1.8 Filed, determined and pending, 2005-2009
- 1.9 Filed, determined and pending, 2009, individual courts of appeal
- 1.10 Cases determined, 2005-2009
- 1.11 Frequency of amendments in civil and criminal cases in 2009

#### The Supreme Court

- 1.12 Cases filed, determined and pending, 2005-2009
- 1.13 Cases determined following an application for leave to appeal, 2009

### 2. Cases at the administrative courts

#### County Administrative Courts

- 2.1 Cases filed, determined and pending, 2005-2009
- 2.2 Cases filed, determined and pending, 2009, individual county administrative courts

2.3 Cases determined, 2005-2009

#### **Administrative Courts of Appeal**

2.4 Cases filed, determined and pending, 2005-2009

2.5 Cases filed, determined and pending, 2005, individual administrative courts of appeal

2.6 Cases determined, 2005-2009

#### **Supreme Administrative Court**

2.7 Cases filed, determined and pending, 2005-2009

2.8 Cases determined, 2005-2009

### **3. Matters in the Rent Tribunals and Tenancy Tribunals**

3.1 Matters filed, determined and pending, 2005-2009

3.2 Matters determined, by category, 2005-2009

### **Explanation of symbols**

- Nil
- .. No information available
- . Insufficient information available

# 1. Cases and matters in the general courts

## The work of the general courts

The general courts comprise the district court as the court of first instance, the court of appeal as the court of second instance and the Supreme Court as the court of third instance. At the beginning of 2010, there were forty-eight district courts and six courts of appeal.

### The District Courts

The principal task of the district courts is to adjudicate in criminal and civil cases. Cases that involve a review of a decision by an administrative authority with regard to a private individual are dealt with at the general administrative courts (see 'County administrative courts' section).

Crime, in a legal sense, is an action that is punishable and the basic rules that apply to crimes are to be found in the Penal Code, which contains, for example, the rules applicable to crimes of violence and theft. Certain crimes, such as drug offences, tax crimes and traffic offences, are dealt with using special legislation.

The majority of disputes fall under either property law or family law. The former generally involve the inability of the parties to agree on the terms of a contract, e.g. in conjunction with a purchase where there is a dispute regarding the price agreed for a particular item, the lawful ownership of an object or liability for damages. A family law dispute could involve divorce proceedings, custody of children, child maintenance and paternity.

Property courts and environmental courts have been established at certain district courts. The property courts decide on cases involving appeals against decisions by the Swedish Cadastral, Mapping and Land Registration Authority, which is the state land survey authority, as well as leases and compensation for expropriation or compulsory purchase under the Planning and Building Act. The environmental courts deal with matters such as permit applications relating to environmentally hazardous operations as well as matters relating to operations involving surface water and groundwater. Decisions by municipalities and county administrative boards in accordance with the Environmental Code can be appealed to the environmental courts, which also examine environmental damage issues.

A number of matters are processed and determined by the district courts, such as distraint cases, which mainly consist of appeals against seizure orders, debt management and bankruptcies.

### Hearing of cases and matters in the district court

At a main hearing in a civil case, the principal rule is that the court should consist of three legally trained judges, although there are several exceptions to this. In certain family law cases, the court consists of one legally trained judge and three lay judges. The court could even consist of a single legally trained judge in those instances where the hearing takes the form of a simplified procedure, in

certain cases where the parties have granted their consent or if the case is of a less complicated nature.

The principal rule in criminal cases is that the court should consist of one legally trained judge and three lay judges at the main hearing.

Law clerks also serve in the district courts and after a certain period of service they are usually appointed to adjudicate regularly in less complicated cases such as traffic offences.

Both civil and criminal cases can in certain instances be determined on the basis of documentary evidence, whereby the court acquaints itself with the documents and written evidence presented.

Whilst the majority of criminal cases are determined following a main hearing this applies to less than half the civil cases.

The district court also examines the question of compulsory powers in criminal cases, such as when a public prosecutor asks for a suspect to be remanded in custody. A custody hearing decides whether the suspect will be detained or released.

As a rule, district court judgments can be appealed to a court of appeal.

### **The courts of appeal**

Cases filed at the courts of appeal are classified as civil cases, criminal cases, other cases and environmental cases. Other cases include appeals from the district courts as well as specific decisions taken before or during the hearing at the district court, e.g. remanding a defendant in custody or the replacement of a public defence counsel.

Leave to appeal is required for a court of appeal to examine a judgment or decision of a district court. It is also required for such appeals in civil cases. As regards criminal cases, leave to appeal is required in any appeal where the defendant has only been fined or has been acquitted, when the maximum punishment applicable to the crime is six months' imprisonment or when the appeal relates only to the part of the judgment dealing with compensation.

Leave to appeal may be granted only when the court of appeal is in doubt regarding the correctness of the judgment in the district court, if it is necessary for the court of appeal to determine whether the district court judgment is correct, if an appeal to a higher court constitutes a precedent, or if there are pressing reasons.

### **Case determination at the court of appeal**

At the main hearing in a civil case, the principal rule is that the court must comprise three legally trained judges. If the case to be examined has already been adjudicated by this number at the district court, the court must comprise at least four legally trained judges. In criminal cases the principal rule is that the court must comprise three legally trained judges and two lay judges at the main hearing.

The majority of civil cases are determined in a court of appeal without a main hearing. The rules in the Code of Judicial Procedure state that a case can be determined without a main hearing if the matter can be examined satisfactorily and the parties have requested that it be determined in this way. The court of appeal can also adjudicate in a criminal case without a main hearing, although the majority of criminal cases are determined after a main hearing.

### **The Supreme Court**

The Supreme Court examines cases that come to it on appeal from one of the six courts of appeal. The majority of cases require leave to appeal. The principal rule is that leave is only granted if the judgment or decision of the Supreme Court could be an important precedent. Only a few per cent of the cases referred to the Supreme Court are granted leave to appeal. The Parliamentary Ombudsman (JO) and the Chancellor of Justice (JK) have the right to refer a case that is the subject of public prosecution to the Supreme Court, without leave to appeal.

The majority of cases are decided on the basis of documentation following a presentation, although oral hearings with the parties also take place.

Cases in the Supreme Court are decided by the Justices of the Supreme Court and when a case is to be examined five or a maximum of seven are present. If the matter to be examined is of a less complicated nature only three justices take part. If the result conflicts with a previous ruling by this court then the matter must be referred to a plenum, which consists of all the justices, or a 'small plenum', which consists of nine justices. The matter of leave to appeal is decided by one or three justices.



**Table 1.1**

**District courts**

**Cases filed, determined and pending 2005-2009**

	Year				
	2005	2006	2007	2008	2009
<b>Cases filed</b>					
FT cases <sup>1</sup>	14 785	14 471	15 047	17 504	21 299
Joint petitions <sup>2</sup>	20 228	20 076	20 237	21 098	22 729
Other family cases	11 084	11 674	11 811	12 853	14 108
Other civil cases	18 913	18 043	19 044	20 991	24 326
Total civil cases	65 010	64 264	66 139	72 446	82 462
Criminal cases <sup>3</sup>	69 215	71 426	75 894	83 037	87 476
Environmental cases	1 603	1 608	1 769	1 846	2 075
Property cases	1 160	1 273	1 033	1 155	1 244
Total	136 988	138 571	144 835	158 484	173 257
<b>Cases determined</b>					
FT cases <sup>1</sup>	14 446	15 004	14 976	16 976	20 018
Joint petitions <sup>2</sup>	20 474	20 190	20 119	20 940	21 803
Other family cases	10 689	11 311	11 880	12 871	13 507
Other civil cases	19 317	18 707	18 861	20 998	23 350
Total civil cases	64 926	65 212	65 836	71 785	78 678
Criminal cases <sup>3</sup>	67 296	70 248	73 720	82 504	85 714
Environmental cases	1 538	1 702	1 717	1 850	1 910
Property cases	1 014	1 088	1 147	1 234	1 373
Total	134 774	138 250	142 420	157 373	167 675
<b>Cases pending</b>					
FT cases <sup>1</sup>	5 116	4 440	4 415	4 863	6 049
Joint petitions <sup>2</sup>	9 263	8 970	8 843	8 777	9 511
Other family cases	8 350	8 795	8 820	8 911	9 653
Other civil cases	14 250	13 568	13 667	13 659	14 660
Total civil cases	36 979	35 773	35 745	36 210	39 873
Criminal cases <sup>3</sup>	27 733	28 569	30 484	30 697	32 163
Environmental cases	1 516	1 422	1 468	1 459	1 622
Property cases	1 292	1 475	1 350	1 267	1 129
Total	67 520	67 239	69 047	69 633	74 787

<sup>1</sup>Civil cases where the amount claimed does not exceed half a base amount and where the case is always determined by a single judge.

<sup>2</sup> For divorce and custody of children.

<sup>3</sup> The statistics are revised for the period 2005-2008.

**Table 1.2**  
**Cases filed, determined and pending in 2009, individual district courts**

District court	FT cases	Joint petitions	Other family cases	Other civil cases	Criminal cases	Property cases	Environmental cases
<b>Älingsås</b>							
Filed	227	287	152	211	1 026	-	-
Determined	215	249	154	183	1 006	-	-
Pending	58	138	117	203	278	-	-
<b>Attunda</b>							
Filed	968	1 106	599	1 138	3 061	-	-
Determined	940	1 026	612	1 180	3 082	-	-
Pending	278	535	466	779	1 277	-	-
<b>Blekinge</b>							
Filed	282	351	133	298	1 177	36	-
Determined	253	320	156	231	1 207	11	-
Pending	98	161	92	192	437	34	-
<b>Borås</b>							
Filed	349	403	267	325	1 570	-	-
Determined	340	391	254	329	1 575	-	-
Pending	83	157	175	185	443	-	-
<b>Eksjö</b>							
Filed	199	208	101	175	603	-	-
Determined	208	202	95	163	616	-	-
Pending	25	86	54	56	170	-	-
<b>Eskilstuna</b>							
Filed	275	356	236	293	1 220	7	-
Determined	275	359	212	291	1 233	6	-
Pending	53	142	156	135	362	4	-
<b>Falu</b>							
Filed	350	456	270	332	1 735	24	-
Determined	338	413	230	321	1 620	23	-
Pending	96	193	223	199	619	21	-
<b>Gotlands</b>							
Filed	88	104	51	99	462	14	-
Determined	82	97	58	105	526	11	-
Pending	24	54	37	66	167	14	-
<b>Gällivare</b>							
Filed	77	82	54	75	416	-	-
Determined	85	91	52	57	383	-	-
Pending	15	30	35	41	123	-	-
<b>Gävle</b>							
Filed	311	379	214	259	1 220	50	-
Determined	290	366	207	274	1 248	49	-
Pending	92	167	141	127	328	22	-
<b>Gothenburg</b>							
Filed	1 739	1 800	1 301	2 024	5 733	154	-
Determined	1 479	1 771	1 180	1 831	6 172	93	-
Pending	680	688	947	1 437	2 954	151	-
<b>Halmstads</b>							
Filed	246	305	147	272	1 156	50	-
Determined	241	310	167	299	1 036	70	-
Pending	60	107	102	153	523	158	-
<b>Haparanda</b>							
Filed	104	66	50	117	420	-	-
Determined	105	60	53	89	363	-	-
Pending	28	29	38	73	171	-	-
<b>Helsingborgs</b>							
Filed	801	727	414	910	3 099	-	-
Determined	763	708	400	785	2 922	-	-
Pending	1 189	335	313	603	252	-	-
<b>Hudiksvalls</b>							
Filed	243	264	121	168	1 050	-	-
Determined	216	265	106	163	1 013	-	-
Pending	71	103	97	89	293	-	-

**Table 1.2 (Cont'd.)**

**Cases filed, determined and pending in 2009, individual district courts**

District court	FT cases	Joint petitions	Other family cases	Other civil cases	Criminal cases	Property cases	Environmental cases
<b>Hässelholms</b>							
Filed	155	152	104	153	577	-	-
Determined	151	128	87	151	556	-	-
Pending	21	70	65	66	151	-	-
<b>Jönköpings</b>							
Filed	461	513	286	427	1 583	8	-
Determined	469	504	270	420	1 616	10	-
Pending	96	197	181	200	498	11	-
<b>Kalmar</b>							
Filed	486	403	217	412	1 778	25	-
Determined	448	376	218	378	1 595	87	-
Pending	144	196	157	248	639	36	-
<b>Kristianstads</b>							
Filed	268	246	162	252	1 061	-	-
Determined	254	239	171	255	1 112	-	-
Pending	63	104	105	119	248	-	-
<b>Linköpings</b>							
Filed	427	490	289	385	2 097	47	-
Determined	425	473	272	328	1 953	39	-
Pending	111	213	165	208	682	34	-
<b>Luleå</b>							
Filed	309	336	165	243	1 352	53	-
Determined	251	295	146	230	1 297	50	-
Pending	136	175	129	152	478	41	-
<b>Lunds</b>							
Filed	667	698	416	761	2 549	-	-
Determined	761	691	427	764	2 628	-	-
Pending	132	319	286	376	971	-	-
<b>Lycksele</b>							
Filed	87	57	45	53	278	-	-
Determined	84	57	46	54	289	-	-
Pending	6	20	13	7	41	-	-
<b>Malmö</b>							
Filed	1 097	917	806	1 360	4 246	149	-
Determined	964	846	744	1 201	4 103	117	-
Pending	329	409	572	767	1 685	103	-
<b>Mora</b>							
Filed	182	151	74	132	571	-	-
Determined	161	127	71	109	514	-	-
Pending	45	66	53	105	229	-	-
<b>Nacka</b>							
Filed	429	505	284	573	1 398	273	592
Determined	372	442	255	531	1 356	436	604
Pending	155	241	213	331	525	297	543
<b>Norrköpings</b>							
Filed	273	403	190	377	1 593	-	-
Determined	249	363	165	369	1 564	-	-
Pending	67	174	114	143	421	-	-
<b>Norrälje</b>							
Filed	150	139	77	167	534	-	-
Determined	129	117	70	163	510	-	-
Pending	42	61	66	90	153	-	-
<b>Nyköpings</b>							
Filed	304	352	218	295	1 541	28	-
Determined	301	367	186	291	1 581	35	-
Pending	66	134	134	115	312	13	-
<b>Skaraborgs</b>							
Filed	522	478	260	427	1 844	17	-
Determined	499	452	257	383	1 779	4	-
Pending	126	213	205	259	646	17	-

**Table 1.2 (Cont'd.)**

**Cases filed, determined and pending in 2009, individual district courts**

District court	FT cases	Joint petitions	Other family cases	Other civil cases	Criminal cases	Property cases	Environmental cases
<b>Skellefteå</b>							
Filed	115	131	102	78	577	-	-
Determined	98	137	87	76	545	-	-
Pending	47	58	62	60	192	-	-
<b>Solna</b>							
Filed	918	1 088	1 075	1 215	4 141	-	-
Determined	879	1 096	1 005	1 208	3 911	-	-
Pending	290	386	759	776	1 868	-	-
<b>Stockholms</b>							
Filed	1 580	1 174	680	3 348	7 220	-	-
Determined	1 457	1 153	651	3 343	6 689	-	-
Pending	446	262	363	2 527	2 662	-	-
<b>Sundsvalls</b>							
Filed	216	309	147	282	1 087	-	-
Determined	224	294	112	284	1 157	2	-
Pending	42	125	99	115	382	-	-
<b>Södertälje</b>							
Filed	240	298	216	329	1 122	-	-
Determined	204	235	214	302	1 158	-	-
Pending	74	157	136	155	358	-	-
<b>Södertörns</b>							
Filed	1 454	1 805	1 367	1 734	6 330	-	-
Determined	1 414	1 765	1 377	1 709	6 278	-	-
Pending	290	705	824	704	1 911	-	-
<b>Uddevalla</b>							
Filed	354	344	209	397	1 219	-	-
Determined	331	341	206	394	1 183	-	-
Pending	88	145	133	261	433	-	-
<b>Umeå</b>							
Filed	225	234	170	188	1 180	34	207
Determined	236	213	169	211	1 135	46	179
Pending	69	124	116	120	502	21	171
<b>Uppsala</b>							
Filed	642	791	414	797	3 180	39	-
Determined	652	770	410	765	2 959	38	-
Pending	123	347	270	333	1 076	17	-
<b>Varbergs</b>							
Filed	282	327	159	325	1 160	-	-
Determined	250	322	179	314	1 028	-	-
Pending	86	146	122	246	526	-	-
<b>Vänersborgs</b>							
Filed	270	376	182	216	1 100	57	435
Determined	291	363	188	228	1 141	80	442
Pending	44	153	109	109	356	42	362
<b>Värmlands</b>							
Filed	633	591	258	512	2 428	24	-
Determined	556	520	245	496	2 293	27	-
Pending	199	279	177	282	896	20	-
<b>Västmanlands</b>							
Filed	462	687	406	541	2 450	37	-
Determined	410	696	330	554	2 815	35	-
Pending	244	308	330	360	1 105	12	-
<b>Växjö</b>							
Filed	332	355	199	311	1 215	17	673
Determined	278	352	195	304	1 175	13	563
Pending	110	148	143	241	430	10	419
<b>Ystads</b>							
Filed	425	351	177	419	1 208	-	-
Determined	385	371	205	414	1 206	-	-
Pending	126	156	127	273	464	-	-

Table 1.2 (Cont'd.)

**Cases filed, determined and pending in 2009, individual district courts**

District court	FT cases	Joint petitions	Other family cases	Other civil cases	Criminal cases	Property cases	Environmental cases
<b>Ångermanlands</b>							
Filed	244	218	138	209	806	33	-
Determined	220	218	149	161	814	31	-
Pending	92	88	90	170	285	14	-
<b>Örebro</b>							
Filed	543	692	382	457	3 005	16	-
Determined	509	650	338	424	2 788	17	-
Pending	147	304	262	259	1 278	13	-
<b>Ostersunds</b>							
Filed	288	224	124	255	1 098	52	168
Determined	276	202	126	235	984	43	122
Pending	80	103	80	145	426	24	127


 Sveriges officiella statistik

Table 1.3

**District courts**

**Bankruptcies and court matters 2005-2009**

	Year				
	2005	2006	2007	2008	2009
<b>Bankruptcy applications</b>					
Filed	12 106	11 005	10 655	9 675	11 609
<b>Bankruptcies</b>					
Concluded <sup>1</sup>	8 189	7 477	6 995	6 558	6 544
<b>Court matters</b>					
Filed	56 679	57 256	58 872	59 909	68 976
Determined	57 931	57 569	58 227	59 822	67 994
Pending	13 837	13 350	13 758	13 555	14 358

<sup>1</sup>Bankruptcies concluded due to dismissal or rescission of a bankruptcy judgment or a decision that results in a composition arrangement.


 Sveriges officiella statistik

Table 1.4

**District courts**

**Land registration authorities**

**Court matters filed åren 2005-2009<sup>1</sup>**


	Year				
	2005	2006	2007	2008 <sup>4</sup>	2009 <sup>4</sup>
Land registry/Title deed matters <sup>2</sup>	339 732	330 646	330 954	124 246	-
Mortgage proceedings	605 738	595 440	561 457	227 232	-
Extracts from the register of mortgages and evidence of title	7 730	5 787	4 731	1 779	-
Other matters <sup>3</sup>	1 801	2 841	26 331	9 759	-
<b>Total matters</b>	<b>955 001</b>	<b>934 714</b>	<b>923 473</b>	<b>363 016</b>	<b>-</b>

<sup>1</sup>Excluding company mortgage matters and matters relating to vessels and aircraft.

<sup>2</sup>Including registration of leasehold.


<sup>3</sup>Including details for the land parcelling authority, arrangement of newly parcelled property units and statements in accordance with Section 12, subsection 10 of the Land Parcelling Act.

<sup>4</sup>In 2008, the name of land registration authority was changed to the Swedish Cadastral, Mapping and Land Registration Authority (Lantmäteriet).

 Sveriges officiella statistik

**Table 1.5**  
**District courts**  
**Civil cases decided according to family law 2005-2009**


	Year				
	2005	2006	2007	2008	2009
Joint petitions for divorce	20 108	19 799	19 766	20 641	21 508
of which dismissed	2 053	1 947	1 981	1 979	1 955
Divorce petitions	5 853	6 110	6 487	6 985	7 415
of which dismissed	1 211	1 302	1 395	1 426	1 433
Paternity cases	476	511	548	621	655
of which dismissed	69	56	85	98	80
Petitions for custody of children	2 628	2 909	3 157	3 660	3 839
of which dismissed	621	628	695	766	736

 Sveriges officiella statistik

**Table 1.6**  
**District courts**  
**Civil cases<sup>1</sup> 2005-2009**


	Year				
	2005	2006	2007	2008	2009
Percentage of cases determined following a hearing (%)	36	37	36	36	34
Percentage of cases determined on a collegial basis (%)	1.9	1.8	1.9	2.0	2.0
Percentage of cases determined by judges and lay judges (%)	1.9	2.3	2.8	2.7	2.4
Percentage of cases where the hearing time exceeds six hours (%)	2.5	2.7	2.7	2.9	2.7
Percentage of cases where the hearing time exceeds twelve hours (%)	0.5	0.5	0.6	0.6	0.6
Average hearing time in cases determined after a hearing (hours per case)	2.02	2.05	2.08	2.17	2.15
Average hearing time for all cases (hours per case)	0.73	0.76	0.75	0.78	0.73
Percentage of cases determined through a judgment (%)	39.9	41.4	41.0	40.5	40.2
Percentage of cases determined by default (%)	14.6	14.4	13.9	15.9	17.8
Percentage of cases determined through dismissal (%)	35.7	35.6	37.2	34.8	32.8
Percentage of cases determined in a different manner (%)	8.8	8.6	7.9	8.8	9.2

<sup>1</sup> Excluding joint petitions for divorce and child custody.

 Sveriges officiella statistik


**Table 1.7**  
**District courts**  
**Criminal cases åren 2005-2009**

	Year				
	2005	2006	2007	2008	2009
Percentage of cases determined by judges and lay judges (%)	..	..	..	77.0	62.9
Percentage of cases with more than one defendant that were determined through a judgment (%)	..	..	..	8.8	8.4
Average number of defendants in cases determined through a judgment	..	..	..	1.14	1.13
Percentage of cases with a remand hearing (%)	..	..	..	10.2	9.4
Percentage of cases where the hearing time exceeds six hours (%)	..	..	..	5.3	6.0
Percentage of cases where the hearing time exceeds twelve hours (%)	..	..	..	1.5	1.7
Average time in cases decided following a hearing (hours per case)	..	..	..	1.59	1.82
Average hearing time for all cases (hours per case)	..	..	..	1.32	1.21
Percentage of cases determined through a judgment (%)	..	..	..	79.5	79.2
Percentage of cases determined through dismissal (%)	..	..	..	11.4	12.3
Percentage of cases determined in a different manner (%)	..	..	..	9.1	8.5

 Sveriges officiella statistik

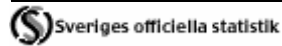
**Table 1.8**  
**Courts of appeal**  
**Cases filed, determined and pending 2005-2009**

	Year				
	2005	2006	2007	2008	2009
<b>Cases filed</b>					
Civil cases	2 509	2 605	2 513	2 752	2 800
Criminal cases	8 834	8 767	8 388	9 030	9 072
Other cases	10 868	11 178	10 869	11 253	10 705
Environmental cases	461	530	513	597	630
Total	22 672	23 080	22 283	23 632	23 207
<b>Cases determined</b>					
Civil cases	2 745	2 599	2 502	2 811	3 306
Criminal cases	8 694	8 848	8 383	9 276	9 209
Other cases	10 907	11 176	10 763	11 488	10 918
Environmental cases	480	495	520	553	606
Total	22 826	23 118	22 168	24 128	24 039
<b>Cases pending</b>					
Civil cases	1 478	1 471	1 469	1 408	896
Criminal cases	3 696	3 603	3 599	3 341	3 177
Other cases	1 564	1 569	1 678	1 446	1 254
Environmental cases	217	251	245	289	313
Total	6 955	6 894	6 991	6 484	5 640

 Sveriges officiella statistik

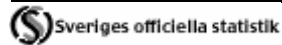
**Table 1.9**  
**Cases filed, determined and pending in 2009, individual courts of appeal**

Court of appeal	Civil cases	Criminal cases	Environmental		Total
			cases	Other cases	
<b>Svea Court of Appeal</b>					
Cases filed	1 242	3 473	630	4 945	10 290
Cases determined	1 461	3 594	606	4 946	10 607
Cases pending	418	1 449	313	686	2 866
<b>Göta Court of Appeal</b>					
Cases filed	410	1 542	-	1 466	3 418
Cases determined	506	1 558	-	1 506	3 570
Cases pending	97	347	-	94	538
<b>Court of Appeal for Skåne and Blekinge</b>					
Cases filed	390	1 397	-	1 444	3 231
Cases determined	469	1 395	-	1 484	3 348
Cases pending	159	521	-	213	893
<b>Court of Appeal for Western Sweden</b>					
Cases filed	481	1 719	-	1 719	3 919
Cases determined	527	1 710	-	1 794	4 031
Cases pending	130	571	-	146	847
<b>Court of Appeal for Lower Norrland</b>					
Cases filed	156	538	-	648	1 342
Cases determined	183	557	-	646	1 386
Cases pending	42	163	-	63	268
<b>Court of Appeal for Upper Norrland</b>					
Cases filed	121	403	-	483	1 007
Cases determined	160	395	-	542	1 097
Cases pending	50	126	-	52	228



**Table 1.10**  
**Courts of appeal**  
**Cases determined 2005-2009**


	Year				
	2005	2006	2007	2008	2009
<b>Civil cases</b>					
Percentage of cases determined by judges and lay judges (%)	9.7	9.7	12.7	12.3	5.9
Percentage of cases determined following a main hearing (%)	30.9	29.2	31.6	31.5	18.6
Average hearing time in cases determined following a hearing (hours per case)	4.25	4.40	4.54	4.39	5.24
<b>Criminal cases</b>					
Percentage of cases determined by judges and lay judges (%)	65.2	66.2	65.1	63.0	62.6
Percentage of cases determined following a main hearing (%)	65.6	65.3	64.0	62.2	62.0
Average hearing time in cases determined following a hearing (hours per case)	3.41	3.30	3.53	3.60	3.80
<b>Environmental cases</b>					
Percentage of cases decided following a main hearing (%)	6.5	9.0	6.9	6.5	5.6






**Table 1.11**  
**Courts of appeal**  
**Frequency of amendment in civil and criminal cases 2009**

	Total number of cases	of which amended	
		number	percentage
Civil cases	3 307	672	20,3%
Criminal cases	9 223	3 180	34,5%
<b>Judgment in criminal cases appealed to the court of appeal by the</b>			
Defendant	6 216	1 809	29,1%
Public prosecutor	704	427	60,7%
Public prosecutor and defendant	1 275	585	45,9%
Other	1 028	359	34,9%
Total	9 223	3 180	34,5%

 Sveriges officiella statistik


**Table 1.12**  
**The Supreme Court**  
**Cases filed, determined and pending 2005-2009**

	Year				
	2005	2006	2007	2008	2009
Filed	5 101	5 249	5 010	5 420	6 024
Determined	5 013	5 429	5 041	5 221	5 923
Cases in which leave to appeal is granted	123	135	172	138	142
Cases in which leave to appeal is not granted	4 245	4 504	4 105	4 276	4 757
Cases not requiring leave to appeal	645	790	764	807	1 024
Pending at the end of the year	1 334	1 151	1 120	1 318	1 418

 Sveriges officiella statistik

**Table 1.13**  
**The Supreme Court**  
**Cases determined 2009**

	Civil Cases	Criminal cases	Other cases	Total
Cases in which leave to appeal is granted	37	24	81	142
Cases in which leave to appeal is not granted	473	1 476	2 808	4 757
Cases not requiring leave to appeal	17	159	848	1 024
Total	527	1 659	3 737	5 923

 Sveriges officiella statistik

## 2. Cases at the general administrative courts

### The work of the general administrative courts

The administrative courts handle cases relating to disputes between individuals and public authorities and are arranged under a three-tier system. The first tier is the county administrative court, the second is the administrative court of appeal, and the third and highest is the Supreme Administrative Court. There are twenty-three county administrative courts and four administrative courts of appeal. From 15 February 2010, the 23 County Administrative Courts have been reorganized to 12 Administrative Courts. At the county administrative courts in Stockholm, Gothenburg and Malmö, there are migration courts that hear alien and citizenship cases as the court of first instance, whilst the Migration Court of Appeal is attached to the Administrative Court of Appeal in Stockholm and is the highest instance for such cases.

### The county administrative courts

The county administrative courts hear appeals against decisions by an administrative authority or decisions submitted to it by such an authority. They are staffed by judges, law clerks, officials who present the cases and administrative staff. At these courts lay judges often take part in the judicial process.

Tax cases are among the case categories handled by county administrative courts following referral when a decision by the tax authorities is appealed. The decisions in question could refer to income assessment or value-added tax.

Certain decisions by a municipal social welfare committee, such as decisions regarding income support, can be appealed to a county administrative court through an administrative complaints procedure. These are shown under the heading 'Cases involving the Social Services Act'.

Social insurance cases involve appeals against decisions by the Social Insurance Agency on matters such as the right to compensation for occupational injuries, sickness benefit, parental payments or car subsidies for the disabled.

In cases that fall under the Care of Young Persons Act (LVU), the court examines, following an application by the social welfare committee, whether children or young persons up to eighteen years of age, in certain cases twenty, can be made subject to a compulsory care and protection order outside their parental home.

In cases covered by Compulsory Care for Substance Abusers Act (LVM), the court must decide, following an application from the social welfare committee, whether such individuals should receive medical treatment for their abuse even if they withhold consent.

The county administrative court also examines issues relating to compulsory psychiatric care and in other psychiatric care cases. It must decide whether a person is in need of such care, whether a term of compulsory psychiatric care

should be extended or whether forensic psychiatric care should be terminated. In such cases the senior consultant involved makes an application to the county administrative court, which can also examine various issues following an appeal by the patient. This could, for example, involve deciding whether compulsory care should be stopped or whether a patient should be allowed a period of leave outside the treatment unit.

Alien and citizenship cases involve appeals against decisions by the Migration Board and could relate to asylum, i.e. a residence permit for a refugee, or Swedish citizenship.

Other cases at the county administrative court may relate to the Animal Welfare Act, licences to serve alcoholic beverages and testing the legality of the Local Government Act. Since Sweden joined the EU, cases involving EU legislation also arise. Mention can be made, for example, of cases relating to public procurement or certain agricultural subsidies.

### **Hearing of cases at the county administrative court**

In accordance with the principal rule at a county administrative court, a legally trained judge and three lay judges adjudicate. In certain matters falling under the Local Government Act two special members participate, whilst in property assessment cases a member who has valuation skills may take part. A large number of cases are also determined by a single judge.

As a rule, proceedings are in writing although they may include an oral hearing if it can be assumed to be of benefit to the enquiry or could expedite a decision in the case. If an individual party who is presenting the case requests an oral hearing, this should be granted unless it is deemed unnecessary. In certain cases, e.g., the provision of care for young people or substance abusers, an oral hearing takes place unless it is clearly unnecessary. If, in such cases, an individual party requests such a hearing it should always be granted.

If the plaintiffs are dissatisfied they can lodge an appeal with an administrative court of appeal.

### **The administrative courts of appeal.**

The administrative courts of appeal examine cases appealed from the county administrative courts.

Many cases require the administrative court of appeal to grant leave to appeal for the appeal to be heard. It may be granted only if it is of importance in guiding the application of the law (precedent) or if there are pressing reasons to hear an appeal (extraordinary leave).

The administrative court of appeal is the first instance in what are termed secrecy cases, which relate to the right to view the contents of a public document.

### **Hearing of cases in the administrative court of appeal**

Three legally trained judges adjudicate at the administrative court of appeal. In certain cases they are joined by two lay judges or special members. The question of leave to appeal is decided by two legally trained judges if their decision is unanimous, or by three if it is not.

An oral hearing may be included in the proceedings if it can be assumed to be of benefit to the inquiry or if it could expedite the hearing of the case. If an individual party to the case requests an oral hearing, this should be granted unless it is deemed unnecessary. In certain cases, e.g. the provision of care for young people or substance abusers, an oral hearing is held unless it is clearly unnecessary. If, in such cases, an individual party requests such a hearing it should always be granted.

### **The Supreme Administrative Court**

This is the highest general administrative court and examines cases appealed from one of the four administrative courts of appeal. It also examines appeals from the Council for Advance Tax Rulings and the Patent Appeals Board. The majority of appeals at this level require leave to appeal, which is granted only if it could be of importance as a precedent, i.e. provides guidance on how other similar cases are to be determined, or if there are pressing reasons to do so. Only a small percentage of the cases referred to the Supreme Administrative Court of Appeal are granted leave to appeal. The Chancellor of Justice (JK) and the Parliamentary Ombudsman (JO) do not require this in cases of a disciplinary offence or revocation or restriction of the right to work as a doctor or other medical professional within the healthcare system. Nor does the Chancellor of Justice in cases concerning permits for CCTV cameras, etc.

The members of this court are called justices and when the facts of a case are to be examined five justices usually take part. The section may order the case to be determined by the court in a full plenary session. Questions regarding leave to appeal may be decided by one justice although no more than three may take part in deciding such issues.

Proceedings are as a rule in writing and an oral hearing may be included if it can be assumed to be of benefit to the inquiry or if it could expedite the hearing of the case.

**Table 2.1**

**County administrative courts  
Cases filed, determined and pending 2005-2009**

	Year				
	2005	2006	2007	2008	2009
<b>Cases filed<sup>2</sup></b>					
Tax cases	15 856	15 827	15 549	16 389	13 998
Congestion charge cases	12	925	70	129	653
Social insurance cases	21 449	23 043	22 791	14 462	16 532
Cases relating to the Social Services Act	22 200	20 268	21 467	21 633	23 963
Psychiatric care cases	13 127	13 415	13 475	13 635	13 597
LVU cases	2 663	2 955	3 005	3 216	3 180
LVM cases	1 120	1 211	1 215	1 186	1 185
LOU cases	1 280	1 539	1 129	1 428	2 082
Quantitative cases <sup>1</sup>	11 631	10 559	9 860	9 446	10 822
Other cases	16 929	14 507	14 803	15 370	16 949
Migration cases		6 652	15 924	22 729	22 495
<b>Total</b>	<b>106 267</b>	<b>110 901</b>	<b>119 288</b>	<b>119 623</b>	<b>125 456</b>
<b>Cases determined<sup>2</sup></b>					
Tax cases	14 626	15 686	17 030	18 455	15 095
Congestion charge cases	5	896	68	153	592
Social insurance cases	20 183	21 837	23 455	21 888	14 040
Cases relating to the Social Services Act	22 130	20 901	21 216	22 109	22 245
Psychiatric care cases	13 100	13 397	13 440	13 649	13 551
LVU cases	2 655	2 898	2 983	3 258	3 109
LVM cases	1 098	1 215	1 214	1 196	1 166
LOU cases	1 215	1 547	1 123	1 360	1 990
Quantitative cases <sup>1</sup>	12 193	10 132	11 037	9 925	10 040
Other cases	16 358	14 540	14 849	16 038	15 186
Migration cases		5 917	13 756	19 276	22 870
<b>Total</b>	<b>103 563</b>	<b>108 966</b>	<b>120 171</b>	<b>127 307</b>	<b>119 884</b>
<b>Cases pending<sup>2</sup></b>					
Tax cases	12 993	13 134	11 654	9 588	8 491
Congestion charge cases	7	36	38	14	75
Social insurance cases	15 477	16 683	16 019	8 593	11 085
Cases relating to the Social Services Act	6 010	5 377	5 628	5 152	6 870
Psychiatric care cases	233	251	286	272	318
LVU cases	364	421	443	401	472
LVM cases	56	52	53	43	62
LOU cases	146	138	144	212	304
Quantitative cases <sup>1</sup>	2 570	2 997	1 820	1 341	2 123
Other cases	6 383	6 350	6 304	5 636	7 399
Migration cases		3 819	5 994	9 478	9 202
<b>Total</b>	<b>44 239</b>	<b>49 258</b>	<b>48 383</b>	<b>40 730</b>	<b>46 401</b>

<sup>1</sup> Quantitative cases: real estate assessment, national registration, correctional treatment, driving licence and study allowances.

<sup>2</sup> The statistics are revised for the period 2005-2008.

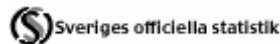
**Table 2.2**  
**Cases filed, determined and pending in 2009, individual county**  
**administrative courts**

County administrative court	Tax cases	Congestion charge cases	Social insurance cases	Cases relating to the Social Services Act	Psychiatric care cases	LVU cases	LVM cases	LOU cases	Quantitative cases <sup>1</sup>	Other cases	Migration cases
<b>County of Blekinge</b>											
Filed	121	-	253	393	120	46	15	40	123	238	-
Determined	97	-	165	391	119	44	16	39	108	260	-
Pending	71	-	158	55	2	9	0	2	30	50	-
<b>County of Dalarna</b>											
Filed	651	-	461	616	709	97	32	128	362	559	-
Determined	505	-	402	571	704	103	34	116	349	644	-
Pending	540	-	279	140	16	9	0	26	73	197	-
<b>County of Gotland</b>											
Filed	71	-	249	148	26	21	7	4	53	475	-
Determined	89	-	331	133	27	18	7	5	50	414	-
Pending	25	-	153	36	1	4	0	0	9	131	-
<b>County of Gävleborg</b>											
Filed	223	-	501	555	208	104	49	70	270	353	-
Determined	282	-	319	526	209	105	46	63	265	370	-
Pending	153	-	340	88	4	17	3	9	28	113	-
<b>County of Gothenburg</b>											
Filed	1 644	-	2 011	2 801	1 229	313	168	167	553	1 375	4 347
Determined	1 797	-	2 072	2 728	1 220	305	169	165	548	1 272	4 242
Pending	1 167	-	1 414	481	36	43	7	13	93	465	1 656
<b>County of Halland</b>											
Filed	374	-	443	655	219	103	41	121	306	524	-
Determined	407	-	403	631	222	97	39	115	244	455	-
Pending	219	-	291	113	5	14	2	23	94	176	-
<b>County of Jämtland</b>											
Filed	62	-	185	169	99	31	29	37	116	240	-
Determined	102	-	130	184	98	32	30	39	121	200	-
Pending	69	-	144	76	1	6	0	2	24	136	-
<b>County of Jönköping</b>											
Filed	265	-	332	594	358	104	42	69	401	746	-
Determined	314	-	302	567	358	97	41	66	395	736	-
Pending	93	-	128	101	4	18	1	7	43	149	-
<b>County of Kalmar</b>											
Filed	294	-	302	396	311	90	24	37	289	440	-
Determined	303	-	242	382	313	90	24	34	235	417	-
Pending	136	-	179	43	3	12	1	5	69	97	-
<b>County of Kronoberg</b>											
Filed	98	-	191	274	593	78	19	38	109	207	-
Determined	170	-	173	276	593	74	18	41	97	209	-
Pending	36	-	80	49	14	14	2	4	25	45	-
<b>Mariestad</b>											
Filed	239	-	388	332	215	87	30	36	1 112	254	-
Determined	392	-	368	285	218	85	28	32	1 041	274	-
Pending	172	-	254	109	6	20	2	11	127	116	-
<b>County of Norrbotten</b>											
Filed	309	-	548	381	455	77	18	55	326	425	-
Determined	286	-	689	344	453	72	15	54	319	424	-
Pending	184	-	266	73	4	11	3	5	17	121	-
<b>County of Skåne</b>											
Filed	2 015	-	2 339	3 639	1 452	381	136	245	1 254	1 766	4 426
Determined	2 495	-	1 718	3 598	1 457	379	128	215	1 275	1 638	5 006
Pending	856	-	1 422	1 285	25	52	11	57	206	709	810

**Table 2.2 (Cont'd)**  
**Cases filed, determined and pending in 2009, individual county administrative courts**

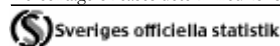
County administrative court	Tax cases	Congestion charge cases	Social insurance cases	Cases relating to the Social Services Act	Psychiatric care cases	LVU cases	LVM cases	LOU cases	Quantitative cases <sup>1</sup>	Other cases	Migration cases
<b>County of Stockholm</b>											
Filed	5 001	653	3 812	6 696	2 477	580	185	469	2 584	4 749	13 722
Determined	4 870	591	3 161	5 789	2 425	584	186	452	2 373	4 287	13 622
Pending	3 291	75	2 839	2 481	108	75	8	63	536	2 625	6 736
<b>County of Södermanland</b>											
Filed	450	-	361	630	1 247	89	50	46	335	581	-
Determined	409	-	281	623	1 241	85	52	46	299	389	-
Pending	151	-	215	156	23	13	1	5	71	315	-
<b>County of Uppsala</b>											
Filed	401	-	368	707	397	115	47	96	340	464	-
Determined	349	-	248	723	396	113	48	92	304	429	-
Pending	269	-	217	137	6	16	3	10	63	147	-
<b>Vänersborg</b>											
Filed	335	-	772	906	631	149	62	85	155	460	-
Determined	412	-	655	769	621	131	57	79	127	398	-
Pending	195	-	540	276	14	30	6	21	73	215	-
<b>County of Värmland</b>											
Filed	221	-	714	471	322	172	18	42	339	430	-
Determined	306	-	657	419	313	170	18	41	291	314	-
Pending	76	-	501	143	13	35	1	6	89	243	-
<b>County of Västerbotten</b>											
Filed	154	-	530	259	495	109	63	55	307	433	-
Determined	179	-	467	233	503	109	64	61	305	289	-
Pending	51	-	387	105	9	8	1	6	68	239	-
<b>County of Västernorrland</b>											
Filed	151	-	334	572	589	70	30	53	285	569	-
Determined	219	-	207	401	608	67	29	52	236	376	-
Pending	91	-	265	290	4	13	2	2	99	382	-
<b>County of Västmanland</b>											
Filed	258	-	447	590	482	116	22	63	335	270	-
Determined	345	-	299	531	482	114	20	58	259	227	-
Pending	220	-	335	233	10	15	4	6	128	118	-
<b>County of Örebro</b>											
Filed	267	-	323	1 002	295	110	51	29	365	717	-
Determined	340	1	155	940	294	103	51	37	299	570	-
Pending	143	-	341	304	3	25	3	10	108	402	-
<b>County of Östergötland</b>											
Filed	394	-	668	1 177	668	138	47	97	503	674	-
Determined	427	-	596	1 200	677	132	46	88	500	595	-
Pending	283	-	337	94	7	13	1	11	50	210	-

<sup>1</sup> Quantitative cases: real estate assessment, national registration, correctional treatment, driving licence and study allowances.



**Table 2.3**  
**County administrative courts**  
**Cases determined 2005-2009**

	Year				
	2005	2006	2007	2008	2009
Percentage of cases determined following an oral hearing (%)	14.1	14.7	14.7	15.7	17.3
Percentage of cases determined by a single judge (%)	49.4	47.7	47.7	46.6	49.5
Percentage of cases determined by a judge and lay judges (%)	50.3	52.0	51.9	52.7	49.9
Percentage of cases determined with a different composition (%)	0.3	0.3	0.4	0.3	0.3
Percentage of cases determined through a judgment (%)	89.6	89.1	89.7	89.6	88.5
Percentage of cases determined following a decision (%)	10.4	10.8	10.3	10.4	11.5



**Table 2.4**  
**Administrative courts of appeal**  
**Cases filed, determined and pending in 2005-2009**

	Year				
	2005	2006	2007	2008	2009
<b>Cases filed<sup>2</sup></b>					
Tax cases	5 823	6 120	6 169	6 978	6 512
Congestion charge cases		91	29	18	107
Social insurance cases	5 482	6 095	6 388	6 487	4 702
Cases relating to the Social Services Act	2 258	2 128	2 196	2 340	2 139
Psychiatric care cases	967	994	1 113	1 058	1 064
LVU cases	689	762	758	884	901
LVM cases	193	218	222	185	192
LOU cases	345	382	334	371	410
Quantitative cases <sup>1</sup>	2 277	1 764	1 795	1 743	1 696
Other cases	6 023	5 549	5 603	6 130	5 738
Migration cases		1 362	4 824	8 590	11 058
<b>Total</b>	<b>24 057</b>	<b>25 465</b>	<b>29 431</b>	<b>34 784</b>	<b>34 519</b>
<b>Cases determined<sup>2</sup></b>					
Tax cases	6 452	6 655	6 953	7 170	6 756
Congestion charge cases		46	67	23	69
Social insurance cases	5 815	6 072	6 231	6 800	5 631
Cases relating to the Social Services Act	2 315	2 249	2 107	2 275	2 264
Psychiatric care cases	937	1 008	1 104	1 055	1 047
LVU cases	705	745	775	843	893
LVM cases	187	210	225	191	182
LOU cases	331	386	330	360	409
Quantitative cases <sup>1</sup>	2 323	1 968	1 834	1 819	1 663
Other cases	6 495	5 849	5 473	6 254	5 835
Migration cases		824	4 396	8 258	10 841
<b>Total</b>	<b>25 560</b>	<b>26 012</b>	<b>29 495</b>	<b>35 048</b>	<b>35 590</b>
<b>Cases pending<sup>2</sup></b>					
Tax cases	7 196	6 661	5 877	5 685	5 441
Congestion charge cases		45	7	2	40
Social insurance cases	3 005	3 028	3 185	2 872	1 943
Cases relating to the Social Services Act	613	492	580	645	520
Psychiatric care cases	123	109	118	121	138
LVU cases	120	137	120	161	169
LVM cases	25	33	30	24	34
LOU cases	34	30	34	45	46
Quantitative cases <sup>1</sup>	644	440	400	324	357
Other cases	2 513	2 212	2 343	2 219	2 122
Migration cases		539	968	1 304	1 553
<b>Total</b>	<b>14 273</b>	<b>13 726</b>	<b>13 662</b>	<b>13 402</b>	<b>12 363</b>

<sup>1</sup> Quantitative cases: real estate assessment, national registration, correctional treatment, driving licence and study allowances.


<sup>2</sup> The statistics are revised for the period 2005-2008.



**Table 2.5**  
**Cases filed, determined and pending in 2009, individual administrative courts of appeal**

Administrative court of appeal	Tax cases	Congestion charge cases	Social insurance cases	Cases relating to the Social Services Act	Psychiatric care cases	LVU cases	LVM cases	LOU cases	Quantitative cases <sup>1</sup>	Other cases	Migration cases
<b>Stockholm</b>											
Filed	2 657	107	1 475	628	370	271	57	162	566	2 245	11 058
Determined	2 818	69	1 696	649	375	273	47	153	519	2 430	10 841
Pending	2 370	40	431	97	32	36	16	23	133	840	1 553
<b>Gothenburg</b>											
Filed	2 464	-	1 787	824	308	304	64	119	364	1 642	-
Determined	2 308	-	2 189	881	282	304	64	124	392	1 680	-
Pending	2 177	-	980	243	62	71	11	17	98	538	-
<b>Sundsvall</b>											
Filed	555	-	779	218	219	147	33	58	275	900	-
Determined	707	-	978	278	227	140	31	61	265	813	-
Pending	483	-	316	60	22	29	3	1	55	436	-
<b>Jönköping</b>											
Filed	836	-	661	469	167	179	38	71	491	951	-
Determined	923	-	768	456	163	176	40	71	487	912	-
Pending	411	-	216	120	22	33	4	5	71	308	-


<sup>1</sup> Quantitative cases: real estate assessment, national registration, correctional treatment, driving licence and study allowances.

 Sveriges officiella statistik

**Table 2.6**  
**Cases determined in the Administrative<sup>1</sup> Courts of Appeal 2005-2009**

	Year				
	2005	2006	2007	2008	2009
<b>Determined</b>	<b>25 560</b>	<b>25 181</b>	<b>25 093</b>	<b>26 794</b>	<b>24 749</b>
Cases where leave to appeal is granted	2 674	2 776	3 003	3 013	3 095
Cases where leave to appeal is not granted	11 884	11 895	11 354	12 581	11 121
Cases not requiring leave to appeal	11 002	10 510	10 736	11 200	10 533

<sup>1</sup> Excluding migration cases.

 Sveriges officiella statistik

**Table 2.7**  
**The Supreme Administrative Court**  
**Cases filed, determined and pending 2005-2009**


	Year				
	2005	2006	2007	2008	2009
<b>Cases filed<sup>2</sup></b>					
Tax cases	1 944	2 305	2 059	2 267	2 447
Congestion charge cases		24	19	7	14
Social insurance cases	1 794	1 980	2 053	2 261	1 925
Cases relating to the Social Services Act	523	564	483	586	490
Psychiatric care cases	109	116	123	125	136
LVU cases	133	152	146	169	180
LVM cases	14	12	17	11	15
LOU cases	85	158	100	123	124
Quantitative cases <sup>1</sup>	555	499	480	460	434
Other cases	2 329	2 267	2 394	2 680	2 498
<b>Total</b>	<b>7 486</b>	<b>8 077</b>	<b>7 874</b>	<b>8 689</b>	<b>8 263</b>
<b>Cases determined<sup>2</sup></b>					
Tax cases	1 683	1 746	2 807	2 874	2 610
Congestion charge cases		12	29	7	15
Social insurance cases	1 579	1 721	2 305	2 693	2 694
Cases relating to the Social Services Act	552	531	621	561	744
Psychiatric care cases	112	106	122	125	144
LVU cases	143	136	149	152	209
LVM cases	14	12	18	10	16
LOU cases	87	155	98	128	129
Quantitative cases <sup>1</sup>	523	498	585	532	473
Other cases	2 118	2 062	2 467	3 272	3 076
<b>Total</b>	<b>6 811</b>	<b>6 979</b>	<b>9 201</b>	<b>10 354</b>	<b>10 110</b>
<b>Cases pending<sup>2</sup></b>					
Tax cases	2 017	2 580	1 828	1 221	1 058
Congestion charge cases		12	2	2	1
Social insurance cases	1 865	2 126	1 870	1 438	669
Cases relating to the Social Services Act	386	419	280	305	51
Psychiatric care cases	11	21	22	22	14
LVU cases	17	33	30	47	18
LVM cases	1	1	0	1	0
LOU cases	14	17	19	14	9
Quantitative cases <sup>1</sup>	308	309	204	132	93
Other cases	2 167	2 373	2 300	1 708	1 130
<b>Total</b>	<b>6 786</b>	<b>7 891</b>	<b>6 555</b>	<b>4 890</b>	<b>3 043</b>

<sup>1</sup> Quantitative cases: real estate assessment, national registration, correctional treatment, driving licence and study allowances.

<sup>2</sup> The statistics are revised for the period 2005-2008.

**Table 2.8**  
**The Supreme Administrative Court**  
**Cases determined in the Supreme Administrative Court 2005-2009**

	Year				
	2005	2006	2007	2008	2009
<b>Determined</b>	<b>8 071</b>	<b>6 968</b>	<b>9 188</b>	<b>10 313</b>	<b>10 110</b>
Cases where leave to appeal is granted	149	150	181	162	206
Cases where leave to appeal is not granted	6 227	6 335	8 325	9 250	9 154
Cases not requiring leave to appeal	385	483	682	901	750

 Sveriges officiella statistik

### **3. Matters dealt with at the Rent and Tenancy Tribunals**

#### **The work of the Rent and Tenancy Tribunals**

The Rent Tribunal can mediate in disputes between landlords and tenants or between tenant associations and tenants if the parties themselves cannot reach agreement. The rent tribunal also examines certain rent and tenant issues and pronounces a decision that is binding on the parties. The rent tribunal also deals with matters that involve special administration of residential properties. The purchaser of a rental property may in certain cases require the consent of the tribunal to validate the purchase.

The rent tribunal normally consists of three members. The tribunal is chaired by a rent tribunal judge whilst the other members represent different interest groups, of whom one is well versed in property management and the other in the situation of the tenants.


The tenancy tribunal has similar duties to the rent tribunal when it comes to applying legislation relating to leases. Its composition is also similar to that of the rent tribunal except that the members represent the interests of landowners and tenants.

Most of the decisions of the rent tribunal can be appealed to Svea Court of Appeal whilst certain leasehold matters can be appealed to the court of appeal within whose jurisdiction the leased property is located.

There are eight rent and tenancy tribunals.


**Table 3.1**  
**Rent tribunals and tenancy tribunals**  
**Matters filed, determined and pending 2005-2009**

	Year				
	2005	2006	2007	2008	2009
<b>Rent tribunals</b>					
Filed	28 853	24 600	25 696	27 470	27 616
Determined	29 640	24 859	24 787	27 585	27 849
Pending at the year-end	6 427	6 007	6 769	6 431	6 111
<b>Tenancy tribunals</b>					
Filed	1 646	1 099	1 899	2 464	1 896
Determined	1 471	1 396	1 415	2 472	1 945
Pending at the year-end	1 248	908	1 392	1 378	1 326

 Sveriges officiella statistik

**Table 3.2**  
**Rent tribunals and tenancy tribunals**  
**Matters determined according to category 2005-2009**

	Year				
	2005	2006	2007	2008	2009
<b>Rent tribunals</b>					
Mediation or arbitration in tenancy disputes	789	664	649	754	704
Unprotected tenancies	17 188	13 707	13 442	13 928	14 909
Extension of tenancy agreements	2 596	2 487	2 284	2 453	2 288
Court order to perform work, extension of time for work	506	426	404	421	479
Amendment of tenancy terms	849	582	601	695	608
Mediation regarding security of tenure in non-residential property	3 335	3 034	3 237	3 626	3 727
Matters governed by the Rent Negotiation Act	553	323	431	522	438
Other matters	2 555	2 263	2 370	2 733	2 768
Total	28 371	23 486	23 418	25 132	25 921
<b>Tenancy tribunals</b>					
Agricultural leases	249	221	194	220	211
Residential leases	742	727	701	1 361	1 016
Other matters	567	449	520	891	718
Total	1 558	1 397	1 415	2 472	1 945

 Sveriges officiella statistik