

# Court statistics 2019

## Official statistics of Sweden

---

## Content

Introduction.....	3
List of tables .....	4
1. Cases and matters in the general courts.....	6
2. Cases at the general administrative courts.....	24
3. Matters dealt with at the Rent and Tenancy Tribunals .....	38

## Introduction

According to the Official Statistics Act (2001:99) official statistics must be made available to the general public and committees of enquiry and for research purposes. The Swedish National Courts Administration has been responsible for official statistics relating to the work of the courts since 2002. During the period 1993-2001 such statistics were produced by the Swedish National Council for Crime Prevention (BRÅ). In the early years, the provision of this statistical information was the responsibility of Statistics Sweden (SCB).

Court statistics comprise statistics for cases and matters at the general courts and general administrative courts as well as matters dealt with at the rent and tenancy tribunals. Since 2004, certain statistical information has also been published for individual courts.

## Contents of this publication

These statistics are divided into three chapters, each of which begins with a summary of the work of each court category. The first chapter presents statistics from the general courts, i.e. the district courts, the courts of appeal and the Supreme Court, whilst statistics from the general administrative courts, i.e., the administrative courts, administrative courts of appeal and the Supreme Administrative Court, are presented in the second chapter. The third chapter contains information about the rent and tenancy tribunals.

## Further legal statistics

In addition to the court statistics in this publication, further legal statistics are available from the Swedish National Council for Crime Prevention, the Prison and Probation Service and Statistics Sweden.

## Explanation of symbols

- Nil
- .. No information available

## List of tables

### 1. Cases and matters at the general courts

#### District courts

- 1.1 Filed, determined and pending, 2015-2019
- 1.2 Filed, determined and pending, 2019, individual district courts
- 1.3 Bankruptcy and judicial proceedings, 2015-2019
- 1.4 Family cases determined, 2015-2019
- 1.5 Civil cases, 2015-2019
- 1.6 Criminal cases, 2015-2019
- 1.7 Performance of the time targets set by the government 2017-2019
- 1.8 Turnaround times for criminal cases involving juveniles according to the letter of appropriation by the government, 2015-2019

#### Courts of appeal

- 1.9 Filed, determined and pending, 2015-2019
- 1.10 Filed, determined and pending, 2019, individual courts of appeal
- 1.11 Cases determined, 2015-2019
- 1.12 Frequency of amendments in civil and criminal cases in 2019
- 1.13 Frequency of appeal 2015-2019, percentage of cases appealed from district courts to courts of appeal
- 1.14 Performance of the time targets set by the government 2017-2019
- 1.15 Turnaround times for criminal cases involving juveniles according to the letter of appropriation by the government, 2015-2019

#### The Supreme Court

- 1.16 Cases filed, determined and pending per category 2015-2019
- 1.17 Cases filed, determined and pending, 2015-2019
- 1.18 Cases determined, 2019
- 1.19 Frequency of appeal 2015-2019, percentage of cases appealed from courts of appeal to the Supreme Court
- 1.20 Performance of the time targets set by the Supreme Court 2017-2019

## **2. Cases at the administrative courts**

### **Administrative Courts**

- 2.1 Cases filed, determined and pending, 2015-2019
- 2.2 Cases filed, determined and pending, 2019, individual administrative courts
- 2.3 Cases filed, determined and pending, migration cases 2015-2019
- 2.4 Cases determined, 2015-2019
- 2.5 Performance of the time targets set by the government 2017-2019
- 2.6 Performance of the time targets set by the government, migration cases 2017-2019

### **Administrative Courts of Appeal**

- 2.7 Cases filed, determined and pending, 2015-2019
- 2.8 Cases filed, determined and pending, 2019, individual administrative courts of appeal
- 2.9 Cases filed, determined and pending, migration cases in 2015-2019
- 2.10 Cases determined, 2015-2019
- 2.11 Frequency of appeal and amendment 2015-2019
- 2.12 Performance of the time targets set by the government 2017-2019
- 2.13 Performance of the time targets set by the government, migration cases 2017-2019

### **Supreme Administrative Court**

- 2.14 Cases filed, determined and pending, 2015-2019
- 2.15 Cases determined, 2015-2019
- 2.16 Frequency of appeal 2015-2019, percentage of cases appealed from administrative courts of appeal to the Supreme Administrative Court
- 2.17 Performance of the time targets set by the Supreme Administrative Court 2017-2019

## **3. Matters in the Rent Tribunals and Tenancy Tribunals**

- 3.1 Matters filed, determined and pending, 2015-2019
- 3.2 Matters determined, by category, 2015-2019
- 3.3 Performance of the time targets set by the government 2017-2019

# 1. Cases and matters in the general courts

## The work of the general courts

The general courts comprise the district court as the court of first instance, the court of appeal as the court of second instance and the Supreme Court as the court of third instance. At the beginning of 2019, there were forty-eight district courts and six courts of appeal.

The Government has set up operating targets for districts courts and courts of appeal while the Supreme Court, in consultation with the Swedish National Courts Administration, sets its own operational targets. These targets are measured as turnaround times for determined cases. The median value is defined as the middle of the turnaround time and the 75th percentile indicates how long it takes to determine 75 % of the cases.

In the case of criminal cases, the Government also sets targets for the turnaround time for cases involving juveniles, where at least one prosecuted person is under 21 years.

## The District Courts

The principal task of the district courts is to adjudicate in criminal and civil cases.

Crime, in a legal sense, is an action that is punishable and the basic rules that apply to crimes are to be found in the Penal Code, which contains, for example, the rules applicable to crimes of violence and theft. Certain crimes, such as drug offences, tax crimes and traffic offences, are dealt with using special legislation.

The majority of disputes fall under either property law or family law. The former generally involve the inability of the parties to agree on the terms of a contract, e.g. in conjunction with a purchase where there is a dispute regarding the price agreed for a particular item, the lawful ownership of an object or liability for damages. A family law dispute could involve divorce proceedings, custody of children, child maintenance and paternity.

On 2 May 2011, five land and environment courts were established and located at five district courts. Previously, there were special property courts and environmental courts in these same district courts. The land and environment courts handle cases that were previously dealt with by the environmental courts, cases relating to the Planning and Building Act that were dealt with by the administrative courts and the government, and the majority of cases from the property courts. This means that the land and environment courts adjudicate in cases such as leasehold rights, environmentally hazardous activities, permits, compensation for expropriation, environmental damages, water operations etc. A Land and Environment Court of Appeal was also established, located at the Svea Court of Appeal, to handle appealed cases from the land and environment courts.

The Swedish adjudication of intellectual property law, competition law and marketing law cases as well as matters were previously handled by general courts, general administrative courts, the Court of Patent Appeals and the Market Court. On 1 September 2016, the Patent and Market Court and the Patent and Market Court of Appeal came into being. The Court of Patent Appeals and the Market Court ceased to exist on the same date. Essentially, the two new courts hear all cases and matters in the country relating to intellectual property law, competition law and marketing law. As a court of first instance, the Patent and Market Court is a division of Stockholm District Court. Judgments and decisions reached by the Patent and Market Court can be appealed to the Patent and Market Court of Appeal, which is a division of Svea Court of Appeal.

A number of matters are processed and determined by the district courts, such as distraint cases, which mainly consist of appeals against seizure orders, debt management and bankruptcies.

### **Determination of cases and matters in the district court**

At a main hearing in a crime case, the general rule is that the court should consist of one legally trained judge and three lay judges.

Law clerks also serve in the district courts and after a certain period of service they are usually appointed to adjudicate regularly in less complicated cases such as traffic offences.

At a main hearing in a civil case, the general rule is that the court should consist of three legally trained judges, although there are several exceptions to this. In certain family law cases, the court consists of one legally trained judge and three lay judges. The court could even consist of a single legally trained judge in those instances where the hearing takes the form of a simplified procedure, if the parties have granted their consent or if the case is of a less complicated nature.

Both civil and criminal cases can in certain instances be determined on the basis of documentary evidence, whereby the court acquaints itself with the documents and written evidence presented.

Whilst the majority of criminal cases are determined following a main hearing this applies to less than half the civil cases.

The district court also examines the question of compulsory powers in criminal cases, such as when a public prosecutor asks for a suspect to be remanded in custody. In a custody hearing the court decides whether the suspect will be detained or released.

As a rule, district court judgments can be appealed to a court of appeal.

### **The courts of appeal**

Cases filed at the courts of appeal are classified as civil cases, criminal cases or other cases. Other cases include appeals from the district courts as well as specific decisions taken before or during the hearing at the district court, e.g. remanding a defendant in custody or the replacement of a public defence counsel. Leave to appeal is required for a court of appeal to examine a judgment or decision of a district court. It is also required for such appeals in civil cases. As regards criminal cases, leave to appeal is required in any appeal where the defendant has only been fined or has been acquitted, when the maximum punishment

applicable to the crime is six months' imprisonment or when the appeal relates only to the part of the judgment dealing with compensation.

Leave to appeal may be granted only when the court of appeal is in doubt regarding the correctness of the judgment in the district court, if it is necessary for the court of appeal to determine whether the district court judgment is correct, if an appeal to a higher court constitutes a precedent, or if there are pressing reasons.

### **Case determination at the courts of appeal**

At the main hearing in a civil case, the general rule is that the court must comprise three legally trained judges. If the case to be examined has already been adjudicated by this number at the district court, the court must comprise at least four legally trained judges. In criminal cases the general rule is that the court must comprise three legally trained judges and two lay judges at the main hearing.

The majority of civil cases are determined in a court of appeal without a main hearing. The rules in the Code of Judicial Procedure state that a case can be determined without a main hearing if the matter can be examined satisfactorily and the parties have requested that it be determined in this way. The court of appeal can also adjudicate in a criminal case without a main hearing, although the majority of criminal cases are determined after a main hearing.

### **The Supreme Court**

The Supreme Court examines cases that come to it on appeal from one of the six courts of appeal. The majority of cases require leave to appeal. The general rule is that leave is only granted if the judgment or decision of the Supreme Court could be an important precedent. Only a few per cent of the cases referred to the Supreme Court are granted leave to appeal. The Parliamentary Ombudsman (JO) and the Chancellor of Justice (JK) have the right to refer a case that is the subject of public prosecution to the Supreme Court, without leave to appeal.

The majority of cases are decided on the basis of documentation following a presentation, although oral hearings with the parties also take place.

### **Case determination at the Supreme Court**

Cases in the Supreme Court are decided by the Justices of the Supreme Court and when a case is to be examined, five or a maximum of seven justices are present. If the matter to be examined is of a less complicated nature only three justices take part. If the result conflicts with a previous ruling by this court then the matter must be referred to a plenum, which consists of all the justices. The matter of leave to appeal is decided by one or three justices.



**Table 1.1**  
**District courts**  
**Cases filed, determined and pending 2015-2019**

	Year				
	2015	2016	2017	2018	2019
<b>Cases filed</b>					
FT cases <sup>1</sup>	19 706	18 982	19 411	20 480	23 211
Joint petitions <sup>2</sup>	21 608	21 486	21 871	21 599	22 461
Other family cases	18 021	18 401	19 859	19 890	18 868
Other civil cases	22 452	22 078	22 513	23 648	25 680
Total civil cases	81 787	80 947	83 654	85 617	90 220
Other criminal cases	38 500	39 762	44 054	47 397	51 243
Criminal cases involving fines	5 286	4 536	4 300	5 112	5 400
Financial crimes	1 422	1 489	1 442	1 902	1 874
Crimes against persons/crimes committed against persons	23 652	24 285	26 252	28 515	30 762
Crime against property	13 984	13 791	14 440	14 530	15 007
Total criminal cases	82 844	83 863	90 488	97 456	104 286
Environmental cases	2 640	3 396	2 669	2 836	2 909
Property cases	1 185	1 126	1 124	2 005	1 684
Cases relating to the Planning and Building Act	1 952	2 374	2 313	2 312	2 642
Total	170 408	171 706	180 248	190 226	201 741
<b>Cases determined</b>					
FT cases <sup>1</sup>	20 142	18 876	19 132	19 397	21 391
Joint petitions <sup>2</sup>	21 799	21 352	21 408	21 438	21 941
Other family cases	18 352	18 132	19 941	19 847	19 232
Other civil cases	24 146	22 139	22 711	23 217	25 476
Total civil cases	84 439	80 499	83 192	83 899	88 040
Other criminal cases	38 597	38 831	42 157	45 743	49 820
Criminal cases involving fines	5 536	4 707	4 313	4 867	5 169
Financial crimes	1 481	1 538	1 335	1 667	1 883
Crimes against persons/crimes committed against persons	23 780	23 658	24 525	26 510	29 193
Crime against property	14 154	13 603	13 940	14 237	14 487
Total criminal cases	83 548	82 337	86 270	93 024	100 552
Environmental cases	2 595	3 322	2 911	2 706	2 987
Property cases	1 228	1 137	1 141	1 602	1 850
Cases relating to the Planning and Building Act	2 078	2 105	2 392	2 264	2 536
Total	173 888	169 400	175 906	183 495	195 965
<b>Cases pending</b>					
FT cases <sup>1</sup>	4 622	4 663	4 885	5 906	7 645
Joint petitions <sup>2</sup>	8 560	8 535	8 854	8 855	9 220
Other family cases	10 515	10 897	10 968	11 206	10 950
Other civil cases	10 941	10 952	10 805	11 300	11 564
Total civil cases	34 638	35 047	35 512	37 267	39 379
Other criminal cases	11 706	12 580	14 359	15 832	17 120
Criminal cases involving fines	1 463	1 268	1 255	1 492	1 707
Financial crimes	933	892	999	1 241	1 227
Crimes against persons/crimes committed against persons	9 613	10 258	12 044	14 179	15 748
Crime against property	5 059	5 218	5 705	6 029	6 528
Total criminal cases	28 774	30 216	34 362	38 773	42 330
Environmental cases	1 699	1 770	1 525	1 672	1 603
Property cases	685	674	655	1 062	897
Cases relating to the Planning and Building Act	617	887	808	857	959
Total	66 413	68 594	72 862	79 631	85 168

<sup>1</sup>Civil cases where the amount claimed does not exceed half a base amount and where the case is always determined by a single judge.

<sup>2</sup> For divorce, dissolution of civil partnership and custody of children.

**Table 1.2**  
**District courts**  
**Cases filed, determined and pending in 2019, individual district courts**

District court	FT cases	Joint petitions	Other family cases	Other civil cases	Criminal cases	Property cases	Environmental cases	Cases relating to the Planning and Building Act
<b>Alingsås</b>								
Filed	114	268	202	205	881	-	-	-
Determined	145	286	176	195	809	-	-	-
Pending	25	118	133	91	381	-	-	-
<b>Attunda</b>								
Filed	5 059	1 169	930	1 576	4 857	-	-	-
Determined	2 970	1 177	889	1 431	4 447	-	-	-
Pending	3 067	544	646	946	2 378	-	-	-
<b>Blekinge</b>								
Filed	246	332	267	286	1 528	-	-	-
Determined	239	301	237	289	1 460	-	-	-
Pending	63	153	152	281	530	-	-	-
<b>Borås</b>								
Filed	309	424	377	375	1 769	-	-	-
Determined	334	396	424	361	1 835	-	-	-
Pending	62	188	234	192	586	-	-	-
<b>Eksjö</b>								
Filed	121	213	204	190	1 030	-	-	-
Determined	125	218	192	176	961	-	-	-
Pending	13	83	109	48	339	-	-	-
<b>Eskilstuna</b>								
Filed	256	346	406	325	1 804	-	-	-
Determined	263	315	433	318	1 632	-	-	-
Pending	49	159	195	132	761	-	-	-
<b>Falu</b>								
Filed	321	443	381	358	1 938	-	-	-
Determined	337	414	410	349	1 845	-	-	-
Pending	56	193	221	184	1 062	-	-	-
<b>Gotlands</b>								
Filed	66	113	69	96	636	-	-	-
Determined	59	106	77	89	637	-	-	-
Pending	20	43	32	39	268	-	-	-
<b>Gällivare</b>								
Filed	93	69	66	78	399	-	-	-
Determined	88	72	68	66	382	-	-	-
Pending	28	23	42	53	141	-	-	-
<b>Gävle</b>								
Filed	279	377	275	321	1 682	-	-	-
Determined	300	348	295	340	1 666	-	-	-
Pending	81	178	179	114	569	-	-	-
<b>Gothenburg</b>								
Filed	1 965	1 622	1 604	2 167	7 932	-	-	-
Determined	1 812	1 488	1 565	2 042	6 871	-	-	-
Pending	800	711	1 017	1 047	4 455	-	-	-
<b>Halmstads</b>								
Filed	196	283	215	280	1 341	-	-	-
Determined	225	278	243	269	1 386	-	-	-
Pending	31	97	112	112	444	-	-	-
<b>Haparanda</b>								
Filed	64	72	34	67	376	-	-	-
Determined	65	77	50	78	408	-	-	-
Pending	12	22	25	25	135	-	-	-
<b>Helsingborgs</b>								
Filed	618	738	616	903	3 157	-	-	-
Determined	610	675	660	835	3 065	-	-	-
Pending	160	287	323	379	1 079	-	-	-
<b>Hudiksvalls</b>								
Filed	143	254	193	159	1 257	-	-	-
Determined	159	245	245	189	1 354	-	-	-
Pending	25	102	93	61	381	-	-	-
<b>Hässelholms</b>								
Filed	104	159	119	126	477	-	-	-
Determined	97	145	119	118	475	-	-	-
Pending	19	57	75	47	130	-	-	-

Table 1.2 (Cont'd.)

Cases filed, determined and pending in 2019, individual district courts

District court	FT cases	Joint petitions	Other family cases	Other civil cases	Criminal cases	Property cases	Environmental cases	Cases relating to the Planning and Building Act
<b>Jönköpings</b>								
Filed	337	471	366	420	2 324	-	-	-
Determined	373	466	398	407	2 373	-	-	-
Pending	77	189	193	197	833	-	-	-
<b>Kalmar</b>								
Filed	349	436	348	425	1 798	-	-	-
Determined	376	434	398	471	1 775	-	-	-
Pending	97	192	197	202	786	-	-	-
<b>Kristianstads</b>								
Filed	198	233	227	209	1 156	-	-	-
Determined	191	211	237	196	1 107	-	-	-
Pending	46	109	128	77	411	-	-	-
<b>Linköpings</b>								
Filed	344	481	372	450	2 145	-	-	-
Determined	344	477	367	435	2 054	-	-	-
Pending	70	191	205	177	810	-	-	-
<b>Luleå</b>								
Filed	348	326	207	286	1 476	-	-	-
Determined	310	351	207	297	1 644	-	-	-
Pending	119	135	132	146	577	-	-	-
<b>Lunds</b>								
Filed	466	649	515	650	2 525	-	-	-
Determined	484	647	543	618	2 535	-	-	-
Pending	111	286	315	269	786	-	-	-
<b>Lycksele</b>								
Filed	38	41	43	32	311	-	-	-
Determined	41	44	40	33	336	-	-	-
Pending	-	15	21	9	68	-	-	-
<b>Malmö</b>								
Filed	888	984	963	1 188	5 098	-	-	-
Determined	885	987	974	1 160	4 890	-	-	-
Pending	271	379	582	598	2 483	-	-	-
<b>Mora</b>								
Filed	78	134	100	128	607	-	-	-
Determined	88	135	107	115	627	-	-	-
Pending	12	56	54	63	205	-	-	-
<b>Nacka</b>								
Filed	345	432	281	545	1 641	635	846	1 153
Determined	381	430	238	475	1 564	781	874	1 112
Pending	88	202	212	339	820	273	419	403
<b>Norrköpings</b>								
Filed	372	431	351	380	1 725	-	-	-
Determined	389	427	383	424	1 589	-	-	-
Pending	69	170	190	131	681	-	-	-
<b>Norrtälje</b>								
Filed	138	124	95	187	894	-	-	-
Determined	143	106	105	186	861	-	-	-
Pending	28	56	58	94	229	-	-	-
<b>Nyköpings</b>								
Filed	503	311	364	332	1 848	-	-	-
Determined	610	304	363	318	1 810	-	-	-
Pending	72	128	152	95	469	-	-	-
<b>Skaraborgs</b>								
Filed	332	497	364	391	2 209	-	-	-
Determined	334	513	371	373	2 112	-	-	-
Pending	92	188	225	176	755	-	-	-
<b>Skellefteå</b>								
Filed	85	147	108	86	624	-	-	-
Determined	85	138	120	79	648	-	-	-
Pending	24	57	57	44	213	-	-	-
<b>Solna</b>								
Filed	1 131	912	970	1 654	5 240	-	-	-
Determined	1 117	926	1 042	1 547	5 113	-	-	-
Pending	315	367	577	808	1 913	-	-	-

Table 1.2 (Cont'd.)

## Cases filed, determined and pending in 2019, individual district courts

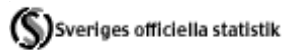
District court	FT cases	Joint petitions	Other family cases	Other civil cases	Criminal cases	Property cases	Environmental cases	Cases relating to the Planning and Building Act
<b>Stockholms</b>								
Filed	1 270	1 558	949	2 747	6 903	-	-	-
Determined	1 389	1 491	931	3 200	7 235	-	-	-
Pending	183	378	427	1 392	2 755	-	-	-
<b>Sundsvalls</b>								
Filed	149	288	176	232	1 557	-	-	-
Determined	167	259	159	220	1 418	-	-	-
Pending	40	133	100	101	816	-	-	-
<b>Södertälje</b>								
Filed	263	296	264	468	1 489	-	-	-
Determined	278	277	271	467	1 483	-	-	-
Pending	41	116	149	145	473	-	-	-
<b>Södertörns</b>								
Filed	1 458	1 667	1 561	2 445	8 665	-	-	-
Determined	1 489	1 635	1 568	2 483	8 674	-	-	-
Pending	268	678	855	672	2 543	-	-	-
<b>Uddevalla</b>								
Filed	292	368	281	413	1 396	-	-	-
Determined	298	354	286	403	1 263	-	-	-
Pending	78	161	183	201	789	-	-	-
<b>Umeå</b>								
Filed	295	246	235	217	1 443	130	197	97
Determined	273	248	220	218	1 439	90	227	96
Pending	66	106	87	65	357	78	140	41
<b>Uppsala</b>								
Filed	637	824	649	854	3 471	-	-	-
Determined	631	827	656	842	3 217	-	-	-
Pending	156	375	408	332	1 675	-	-	-
<b>Varbergs</b>								
Filed	225	385	191	287	1 392	-	-	-
Determined	241	353	198	287	1 268	-	-	-
Pending	60	171	111	131	618	-	-	-
<b>Vänersborgs</b>								
Filed	230	290	291	288	1 372	404	676	589
Determined	230	305	293	277	1 292	483	696	555
Pending	71	143	182	145	672	208	352	204
<b>Värmlands</b>								
Filed	394	546	392	394	2 426	-	-	-
Determined	396	548	398	390	2 183	-	-	-
Pending	73	222	260	187	1 157	-	-	-
<b>Västmanlands</b>								
Filed	476	657	602	728	2 822	-	-	-
Determined	495	658	591	721	2 787	-	-	-
Pending	115	255	368	249	1 153	-	-	-
<b>Växjö</b>								
Filed	274	375	400	295	1 715	334	910	720
Determined	262	400	424	329	1 672	306	918	668
Pending	62	150	203	94	515	233	515	277
<b>Ystads</b>								
Filed	404	361	262	433	1 377	-	-	-
Determined	381	339	281	400	1 236	-	-	-
Pending	128	166	137	169	580	-	-	-
<b>Ångermanlands</b>								
Filed	170	234	235	209	1 268	-	-	-
Determined	169	220	241	227	1 181	-	-	-
Pending	36	102	120	77	542	-	-	-
<b>Örebro</b>								
Filed	515	637	569	540	2 939	-	-	-
Determined	474	675	569	510	2 698	-	-	-
Pending	183	255	355	283	1 389	-	-	-
<b>Östersunds</b>								
Filed	248	226	188	253	1 363	182	281	82
Determined	247	220	178	231	1 263	190	272	105
Pending	70	114	120	135	586	106	178	33

**Table 1.3**  
**District courts**  
**Bankruptcies and court matters 2015-2019**

	Year				
	2 015	2 016	2 017	2 018	2 019
<b>Bankruptcy applications</b>					
Filed	9 629	9 058	9 402	10 730	10 857
<b>Bankruptcies</b>					
Concluded <sup>1</sup>	8 089	7 185	6 496	7 271	7 617
Pending <sup>2</sup>	7 985	7 501	7 971	8 840	9 230
<b>Court matters</b>					
Filed	44 764	45 473	47 097	49 187	51 778
Determined	44 482	44 993	45 918	48 632	51 083
Pending	9 706	10 194	11 342	11 910	12 586

<sup>1</sup> Bankruptcies concluded due to dismissal or rescission of a bankruptcy judgment or a decision that results in a composition arrangement.

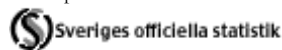
<sup>2</sup> Pending bankruptcies: a decision to declare bankruptcy has been made but the bankruptcy is not concluded yet, therefore of filed bankruptcy applications.



**Table 1.4**  
**District courts**  
**Civil cases determined according to family law 2015-2019**

	Year				
	2015	2016	2017	2018	2019
Joint petitions for divorce	21 575	21 105	21 140	21 185	21 686
of which dismissed	1 772	1 632	1 581	1 649	1 614
of which dismissed and else <sup>1</sup>	3 071	2 950	3 280	3 192	3 326
Divorce petitions	9 066	9 080	9 336	9 329	9 743
of which dismissed	1 627	1 635	1 662	1 701	1 635
of which dismissed and else <sup>1</sup>	2 618	2 682	2 770	2 727	2 745
Paternity cases	1 224	1 178	1 335	1 460	1 553
of which dismissed	93	88	118	112	124
Petitions for custody of children	6 296	6 088	7 359	7 327	6 306
of which dismissed	889	873	959	959	900

<sup>1</sup>"of which dismissed and else" is a calculated sum of all decided cases with the outcome dismissed, rejected, surrendered and expired.



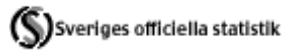
**Table 1.5a**  
**District courts**  
**Civil cases<sup>1</sup> 2015-2019**

	Year				
	2015	2016	2017	2018	2019
Percentage of cases determined following a hearing (%)	32	31	29	28	27
Percentage of cases determined on a collegial basis (%)	1.7	1.4	1.1	0.9	1.1
Percentage of cases determined by judges and lay judges (%)	2.7	2.7	2.6	2.7	2.7
Percentage of cases where the hearing time exceeds six hours (%) <sup>2</sup>	10.3	10.5	10.6	10.5	10.9
Percentage of cases where the hearing time exceeds twelve hours (%) <sup>2</sup>	2.5	2.7	2.6	2.5	2.8
Average hearing time in cases determined after a hearing (hours per case)	2.57	2.63	2.64	2.60	2.70
Average hearing time for all cases (hours per case)	0.79	0.81	0.77	0.73	0.72
Percentage of cases determined through a judgment (%)	44.3	44.5	45.4	44.8	43
Percentage of cases determined by default (%)	19.4	18.9	20	20	23.5
Percentage of cases determined through dismissal (%)	24	22.3	20.7	20.7	19.6
Percentage of cases determined in a different manner (%)	12.3	14.4	13.9	14.5	13.9

<sup>1</sup> Excluding joint petitions for divorce, dissolution of civil partnership and custody of children.

<sup>2</sup>

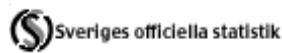
The numbers are since 2019 corrected due to a previous miscalculation.



**Table 1.5b**  
**District courts**  
**Civil cases<sup>1</sup> 2015-2019**

	Year				
	2015	2016	2017	2018	2019
Percentage of cases determined through a judgment (%)	31	31	31	30	30
Percentage of cases determined by final decision (%)	41	42	40	40	37
- of which disallowed/refused (%)	26	32	33	34	34
Percentage of cases determined by default judgement (%)	27	27	29	29	33
Percentage of cases determined in a different manner (%)	1	-	-	1	-

<sup>1</sup> Excluding litigious family cases and joint petitions for divorce, dissolution of civil partnership and child custody.



**Table 1.6**  
**District courts**  
**Criminal cases 2015-2019**

	Year				
	2015	2016	2017	2018	2019
Percentage of priority cases (criminal cases involving a detained person or a defendant under 18 years of age) (%)	13%	13%	13%	13%	13%
Percentage of cancelled main hearings due to lack of notification (%) <sup>2</sup>	5.6%	5.4%	5.1%	5.2%	4.7%
Percentage of cases determined by judges and lay judges (%)	52.6	50.4	48.5	47.4	44.2
Percentage of cases with more than one defendant that were determined through a judgment (%)	8.2	7.8	7.5	6.9	6.5
Average number of defendants in cases determined through a judgment	1.10	1.11	1.10	1.09	1.09
Percentage of cases with a remand hearing (%)	8.8	8.6	8.6	8.0	7.8
Percentage of cases where the hearing time exceeds six hours (%) <sup>1</sup>	7.3	7.4	7.2	6.9	7.6
Percentage of cases where the hearing time exceeds twelve hours (%) <sup>1</sup>	2.1	2.4	2.3	2.2	2.5
Average time in cases decided following a hearing (hours per case)	2.13	2.23	2.12	2.06	2.15
Average hearing time for all cases (hours per case)	1.18	1.19	1.09	1.03	1.01
Percentage of cases determined through a judgment (%)	69.2	66.7	65.0	64	61.9
- of which determined following a main hearing (%)	74.3	73.8	73.2	72.4	70.1
Percentage of cases determined through a final decision (%)	29.6	32.3	34	35	37.2
Percentage of cases determined through dismissal (%)	21.5	23.7	25.3	25.6	26.7
Percentage of cases determined in a different manner (%)	1.2	1.1	1.1	1.0	0.9

<sup>1</sup> The numbers for 2017 are corrected due to a previous miscalculation.


<sup>2</sup> The numbers for 2015-2018 are corrected due to a previous miscalculation.

**Table 1.7**  
**District courts**  
**Performance of the time targets set by the government 2017-2019**

Court	Criminal cases excluding priority cases 75th percentile, target is 5 months			Civil cases excluding joint petitions for divorce 75th percentile, target is 7 months		
	2017	2018	2019	2017	2018	2019
Alingsås	5.8	5.1	3.9	7.0	6.0	6.3
Attunda	5.0	5.2	4.1	6.8	6.1	7.4
Blekinge	2.9	2.8	3.3	5.3	4.5	6.7
Borås	4.9	5.1	4.2	7.0	6.2	6.2
Eksjö	3.0	2.7	3.0	2.7	3.0	2.9
Eskilstuna	2.6	3.0	2.8	5.6	6.9	5.6
Falun	5.1	5.5	5.6	7.4	7.6	7.3
Gotland	3.7	3.8	3.8	8.2	6.4	6.1
Gällivare	4.1	3.8	3.5	7.2	7.2	6.5
Gävle	4.5	4.4	4.2	6.5	7.7	7.3
Gothenburg	4.1	4.5	5.1	6.1	6.5	7.1
Halmstad	3.6	3.5	4.1	6.3	4.8	6.8
Haparanda	4.5	5.1	4.0	6.8	7.3	5.9
Helsingborg	4.0	4.3	3.6	6.0	5.9	6.0
Hudiksvall	4.1	4.4	4.0	5.3	6.9	7.1
Hässleholm	3.2	4.3	2.9	5.9	7.0	4.5
Jönköping	4.3	4.5	4.0	6.6	7.1	6.9
Kalmar	4.2	4.5	4.8	7.0	7.6	7.4
Kristianstad	3.9	4.3	3.2	6.3	5.5	5.7
Linköping	3.1	3.3	3.9	5.6	5.8	5.4
Luleå	4.8	5.8	5.5	6.4	6.5	7.1
Lund	4.1	3.3	2.9	6.6	5.6	6.7
Lycksele	1.5	2.0	2.1	1.8	2.2	3.1
Malmö	3.5	4.0	4.0	6.4	7.0	7.5
Mora	2.6	3.5	3.1	5.5	6.6	6.1
Nacka	3.8	4.4	6.5	6.5	6.4	7.5
Norrköping	3.9	3.4	3.7	5.4	4.7	5.6
Norrtälje	2.6	3.1	2.3	7.0	5.5	6.7
Nyköping	2.8	3.0	3.0	3.7	4.0	6.0
Skaraborgs	4.2	3.8	3.8	5.4	6.3	6.8
Skellefteå	4.2	4.0	3.1	5.8	6.6	7.0
Solna	4.2	3.7	3.1	6.3	6.7	6.7
Stockholm	5.3	5.2	4.4	8.9	6.6	6.5
Sundsvall	4.7	5.0	5.3	6.3	6.3	6.4
Södertälje	2.8	3.0	3.4	4.9	4.8	4.9
Södertörn	3.7	3.5	2.9	5.6	5.1	4.6
Uddevalla	4.5	4.6	4.7	6.6	7.6	6.5
Umeå	2.8	2.5	2.3	5.3	4.4	4.2
Uppsala	4.4	3.9	4.5	6.0	5.8	6.7
Varberg	4.4	4.3	4.4	6.3	7.1	7.1
Vänersborg	5.2	5.6	4.5	5.9	7.7	7.0
Värmland	5.5	5.3	4.5	7.2	7.4	6.8



Västmanland	4.2	3.6	3.6	6.9	5.4	5.8
Växjö	3.0	2.7	2.8	7.0	6.8	6.6
Ystad	4.5	4.2	4.0	6.1	5.9	6.0
Ångermanland	3.7	3.9	4.3	5.6	7.1	6.3
Örebro	4.4	4.2	3.8	5.5	6.7	6.9
Östersund	5.7	4.5	3.8	5.1	4.6	6.1
<b>Total</b>	<b>4.2</b>	<b>4.1</b>	<b>3.9</b>	<b>6.4</b>	<b>6.2</b>	<b>6.5</b>

 Sveriges officiella statistik


**Table 1.8**  
**District courts**  
**Turnaround times for criminal cases involving juveniles according to the**  
**letter of appropriation by the government, 2015-2019**

	Year <sup>3</sup>				
	2015	2016	2017	2018	2019
Number of criminal cases involving juveniles determined <sup>1</sup>	13 089	13 503	14 697	14 881	16 042
Median turnaround time (months)	1.5	1.4	1.2	1.3	1.3
75th percentile turnaround time (months) <sup>2</sup>	3	2.9	2.6	2.7	2.6

<sup>1</sup>Criminal cases involving juveniles are cases where at least one defendant is under 21 years of age

<sup>2</sup>75th percentile indicates how long it takes to determine 75 % of the incoming cases

<sup>3</sup>Since 2019 the date for electronic summons application indictment is used as a starting measure point for criminal cases in district courts, previously this date was collected somewhat manually. The numbers for previous years are corrected.

 Sveriges officiella statistik

**Table 1.9**  
**Courts of appeal**  
**Cases filed, determined and pending 2015-2019**

	Year				
	2015	2016	2017	2018	2019
<b>Cases filed</b>					
Criminal cases	8 781	8 690	8 562	9 234	10 087
Civil cases	2 772	2 653	2 742	2 807	2 891
Other cases	11 858	11 843	12 714	13 139	14 502
Environmental cases	914	871	943	866	1 016
Property cases	320	273	284	260	350
Cases relating to the Planning and Building Act	901	819	1 058	978	1 194
<b>Total</b>	<b>25 546</b>	<b>25 149</b>	<b>26 303</b>	<b>27 284</b>	<b>30 040</b>
<b>Cases determined</b>					
Criminal cases	9 066	8 782	8 528	8 811	9 641
Civil cases	2 821	2 721	2 686	2 855	2 757
Other cases	11 749	12 034	12 430	13 380	14 131
Environmental cases	840	903	887	909	857
Property cases	348	295	259	266	308
Cases relating to the Planning and Building Act	878	793	1 010	942	1 061
<b>Total</b>	<b>25 702</b>	<b>25 528</b>	<b>25 800</b>	<b>27 163</b>	<b>28 755</b>
<b>Cases pending</b>					
Criminal cases	2 691	2 578	2 604	3 025	3 456
Civil cases	825	757	804	756	884
Other cases	1 393	1 209	1 504	1 274	1 649
Environmental cases	269	237	296	252	412
Property cases	86	64	88	83	125
Cases relating to the Planning and Building Act	172	198	248	284	417
<b>Total</b>	<b>5 436</b>	<b>5 043</b>	<b>5 544</b>	<b>5 674</b>	<b>6 943</b>

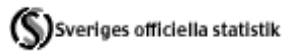
**Table 1.10**  
**Cases filed, determined and pending in 2019, individual courts of appeal**

<b>Court of appeal</b>	<b>Criminal cases</b>	<b>Civil cases</b>	<b>Other cases</b>	<b>Environ-mental cases</b>	<b>Property cases</b>	<b>Cases relating to the Plan-ning and Building Act</b>	<b>Total</b>
<b>Göta Court of Appeal</b>							
Cases filed	1 474	408	2 226	-	-	-	4 108
Cases determined	1 464	397	2 181	-	-	-	4 042
Cases pending	443	95	169	-	-	-	707
<b>Court of Appeal for Lower Norrland</b>							
Cases filed	676	154	935	-	-	-	1 765
Cases determined	618	136	898	-	-	-	1 652
Cases pending	271	61	176	-	-	-	508
<b>Court of Appeal for Western Sweden</b>							
Cases filed	1 860	482	2 606	-	-	-	4 948
Cases determined	1 819	497	2 581	-	-	-	4 897
Cases pending	463	95	225	-	-	-	783
<b>Court of Appeal for Upper Norrland</b>							
Cases filed	532	133	548	-	-	-	1 213
Cases determined	537	115	526	-	-	-	1 178
Cases pending	144	46	89	-	-	-	279
<b>Court of Appeal for Skåne and Blekinge</b>							
Cases filed	1 565	380	2 067	-	-	-	4 012
Cases determined	1 533	369	2 080	-	-	-	3 982
Cases pending	422	77	134	-	-	-	633
<b>Svea Court of Appeal</b>							
Cases filed	3 980	1 334	6 120	1 016	350	1 194	13 994
Cases determined	3 670	1 243	5 865	857	308	1 061	13 004
Cases pending	1 713	510	856	412	125	417	4 033

**Table 1.11**  
**Courts of appeal**  
**Cases determined 2015-2019**

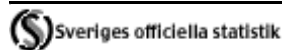
	Year				
	2015	2016	2017	2018	2019
<b>Criminal cases</b>					
Percentage of priority cases (criminal cases involving a detained person or a defendant under 18 years of age) (%)	24	25	26	27	28
Percentage of cases determined by judges and lay judges (%)	60.6	57	55.9	53.3	50.3
Percentage of cases determined following a main hearing (%) <sup>1</sup>	67.5	64.6	63.1	59.8	56.1
Percentage of cases determined by judgment (%)	71	71	71	72	71
Average hearing time in cases determined following a hearing (hours per case)	4.38	4.64	4.65	4.91	4.36
Average hearing time for all criminal cases (hours per case)	2.7	2.7	2.6	2.6	2.7
<b>Civil cases</b>					
Percentage of cases determined by judges and lay judges (%)	3.6	4.4	3.9	5.0	3.8
Percentage of cases determined following a main hearing (%) <sup>1</sup>	14	14.2	12.2	13.4	13.5
Percentage of cases determined by judgment (%)	23	23	21	23	19
Average hearing time in cases determined following a hearing (hours per case)	6.59	8.00	7.90	8.02	8.77
Average hearing time for all civil cases (hours per case)	0.9	1.1	1.0	1.1	1.1
<b>Environmental cases</b>					
Percentage of cases decided following a main hearing (%) <sup>1</sup>	2.3	2.6	2	2.6	2
<b>Property cases</b>					
Percentage of cases determined following a main hearing (%) <sup>1</sup>	-	-	-	0.4	0.6

<sup>1</sup>A change was made in this calculation beginning from year 2019, numbers for previous years have therefore been corrected.




**Table 1.12**  
**Courts of appeal**  
**Frequency of amendment in civil and criminal cases 2019**

	Number of determined cases	of which amended	
		number	percentage
<b>Criminal cases</b>	9 641	3 674	38.1%
<b>Civil cases</b>	2 757	570	20.7%
<b>Total criminal and civil cases</b>	12 398	4 244	34.2%
<b>Total cases</b>	28 755	6 425	22.3%
<b>Judgment in criminal cases appealed to the court of appeal by the</b>			
Defendant	6 807	2 014	29.6%
Public prosecutor	732	491	67.1%
Public prosecutor and defendant	1 085	575	53.0%
Other	1 017	594	58.4%
Total	9 641	3 674	38.1%




**Table 1.13**  
**Courts of appeal**  
**Frequency of appeal 2015-2019, percentage of cases appealed from district courts to courts of appeal**

	Year				
	2015	2016	2017	2018	2019
Criminal cases (%)	11	11	10	10	10
Civil cases (%)	4	4	4	4	4
Total criminal and civil cases	8	8	8	8	8
<b>Total (%)</b>	<b>15</b>	<b>15</b>	<b>15</b>	<b>15</b>	<b>15</b>

 Sveriges officiella statistik

**Table 1.14**  
**Courts of appeal**  
**Performance of the time targets set by the government 2017-2019**

Courts	Criminal cases excluding priority cases 75th percentile, target is 5 months			Civil cases, time from filed case to decision delivered regarding leave to appeal 75th percentile, target is 2 months			Civil cases where leave to appeal has been granted 75th percentile, target is 10 months		
	2017	2018	2019	2017	2018	2019	2017	2018	2019
Göta Court of Appeal	6.1	6.0	6.9	1.9	2.0	1.9	10.1	10.7	9.9
Court of Appeal for Lower Norrland	6.1	7.2	7.9	2.9	3.0	2.3	10.6	13.7	12.7
Court of Appeal for Western Sweden	5.2	4.8	5.9	2.1	1.9	1.9	10.0	9.2	10.7
Court of Appeal for Upper Norrland	6.0	6.1	5.1	1.3	1.4	1.2	9.8	13.7	12.4
Court of Appeal for Skåne and Blekinge	5.3	5.3	5.4	1.9	2.2	1.7	10.3	8.4	8.5
Svea Court of Appeal	7.5	8.6	8.8	1.3	1.4	1.6	11.3	12.7	12.6
<b>Total</b>	<b>6.1</b>	<b>6.3</b>	<b>6.7</b>	<b>1.6</b>	<b>1.8</b>	<b>1.7</b>	<b>10.7</b>	<b>11.7</b>	<b>11.5</b>


 Sveriges officiella statistik

**Table 1.15**  
**Courts of appeal**  
**Turnaround times for criminal cases involving juveniles according to the letter of appropriation by the government, 2015-2019**

	Year				
	2015	2016	2017	2018	2019
Number of criminal cases involving juveniles determined <sup>1</sup>	1 061	1 136	1 112	1 156	1 373
Median turnaround time (months)	1.7	1.7	1.5	1.6	1.7
75th percentile turnaround time (months) <sup>2</sup>	3.9	3.8	3.0	3.5	3.7


<sup>1</sup> Criminal cases involving juveniles are cases where at least one defendant is under 21 years of age

<sup>2</sup> 75th percentile indicates how long it takes to determine 75 % of the incoming cases

 Sveriges officiella statistik


**Tabell 1.16**  
**The Supreme Court**  
**Cases filed, determined and pending per category 2015-2019**

	Year				
	2015	2016	2017	2018	2019
<b>Cases filed</b>					
Civil cases	336	347	282	320	277
Criminal cases	1 785	1 771	1 759	1 789	2 045
Other cases	4 172	3 953	3 903	4 099	4 465
<b>Total</b>	<b>6 293</b>	<b>6 071</b>	<b>5 944</b>	<b>6 208</b>	<b>6 787</b>
<b>Cases determined</b>					
Civil cases	354	369	312	306	298
Criminal cases	1 855	1 795	1 773	1 796	2 000
Other cases	4 466	4 194	3 923	4 216	4 290
<b>Total</b>	<b>6 675</b>	<b>6 358</b>	<b>6 008</b>	<b>6 318</b>	<b>6 588</b>
<b>Cases pending</b>					
Civil cases	135	113	83	98	78
Criminal cases	193	169	156	147	189
Other cases	794	551	529	411	576
<b>Total</b>	<b>1 122</b>	<b>833</b>	<b>768</b>	<b>656</b>	<b>843</b>

 Sveriges officiella statistik


**Table 1.17**  
**The Supreme Court**  
**Cases filed, determined and pending 2015-2019**

	Year				
	2015	2016	2017	2018	2019
Filed	6 293	6 071	5 944	6 208	6 787
Determined	6 675	6 358	6 008	6 318	6 588
Cases in which leave to appeal is granted	103	117	137	143	119
Cases in which leave to appeal is not granted	5 428	5 121	4 945	5 350	5 575
Cases not requiring leave to appeal	1 144	1 120	929	825	894
Pending at the end of the year	1 122	833	768	656	843

 Sveriges officiella statistik


**Table 1.18**  
**The Supreme Court**  
**Cases determined 2019**

	Criminal cases	Civil Cases	Other cases	Total
Cases in which leave to appeal is granted	32	30	57	119
Cases in which leave to appeal is not granted	1 918	258	3 399	5 575
Cases not requiring leave to appeal	50	10	834	894
<b>Total</b>	<b>2 000</b>	<b>298</b>	<b>4 290</b>	<b>6 588</b>

 Sveriges officiella statistik

**Table 1.19**  
**The Supreme Court**  
**Frequency of appeal 2015-2019, percentage of cases appealed from courts of appeal to the Supreme Court**


	Year				
	2015	2016	2017	2018	2019
Criminal cases (%)	20	20	21	20	21
Civil cases (%)	12	13	10	11	10
<b>Total (%)</b>	<b>18</b>	<b>18</b>	<b>18</b>	<b>18</b>	<b>19</b>

 Sveriges officiella statistik

**Table 1.20**  
**The Supreme Court**  
**Performance of the time targets set by the Supreme Court 2017-2019<sup>1</sup>**

	Median (months)				75th percentile (months)			
	Target	Result			Target	Result		
		2017	2018	2019		2017	2018	2019
Cases which have been given a decision about leave to appeal during given year	1.0	1.1	0.9	1.0	3.0	2.8	2.5	2.6
Cases determined which have been granted leave to appeal	12.0	11.8	9.3	8.2	18.0	19.2	13.7	14.7
Cases determined not requiring leave to appeal (extraordinary cases)	6.0	2.0	2.3	1.4	12.0	10.9	9.6	8.0

<sup>1</sup> Excluding priority cases (criminal cases involving a detained person or a defendant under 18 years of age)

 Sveriges officiella statistik

## **2. Cases at the general administrative courts**

### **The work of the general administrative courts**

The administrative courts handle cases relating to disputes between individuals and public authorities and are arranged under a three-tier system. The first court tier is the administrative court, the second is the administrative court of appeal, and the third and highest is the Supreme Administrative Court. There are twelve administrative courts and four administrative courts of appeal. On 15 February 2010, the former 23 County Administrative Courts were reorganized to 12 Administrative Courts. At the administrative courts in Stockholm, Gothenburg, Malmö and Luleå, there are migration courts that hear alien and citizenship cases as the court of first instance, whilst the Migration Court of Appeal is attached to the Administrative Court of Appeal in Stockholm and is the highest instance for such cases.

The Government has set up operating targets for administrative courts and administrative courts of appeal while the Supreme Administrative Court, in consultation with the Swedish National Courts Administration, sets its own operational targets. These targets are measured as turnaround times for determined cases. The median value is defined as the middle of the turnaround time and the 75th percentile and the 90th percentile indicate how long it takes to determine 75 % as well as 90 % of the cases.

For the operating targets at the administrative courts and administrative courts of appeal priority cases are excluded. These are cases relating to compulsory psychiatric care (LPT) and forensic psychiatric care (LRV), cases under the Care of Young Persons Act (LVU) as well as cases covered by Compulsory Care for Substance Abusers Act (LVM).

### **The administrative courts**

The administrative courts hear appeals against decisions by an administrative authority or decisions submitted to it by such an authority. They are staffed by judges, law clerks, officials who present the cases and administrative staff. At these courts, lay judges often take part in the judicial process.

Tax cases are among the case categories handled by administrative courts following referral when a decision by the tax authorities is appealed. The decisions in question could refer to income assessment or value-added tax.

Certain decisions by a municipal social welfare committee, such as decisions regarding income support, can be appealed to an administrative court. These are shown under the heading 'Cases involving the Social Services Act'.

Social insurance cases involve appeals against decisions by the Social Insurance Agency on matters such as the right to compensation for occupational injuries, sickness benefit, parental payments or car subsidies for the disabled.

In cases that fall under the Care of Young Persons Act (LVU), the court examines whether children or young persons up to eighteen years of age, in certain cases twenty, can be made subject to a compulsory care and protection order outside their parental home.



In cases covered by Compulsory Care for Substance Abusers Act (LVM), the court must decide, following an application from the social welfare committee, whether such individuals should receive medical treatment for their abuse even if they withhold consent.

The administrative courts also examine issues relating to compulsory psychiatric care and in other psychiatric care cases. The court must decide whether a person is in need of such care, whether a term of compulsory psychiatric care should be extended or whether forensic psychiatric care should be terminated. In such cases the senior consultant involved makes an application to the administrative court, which can also examine various issues following an appeal by the patient. This could, for example, involve deciding whether compulsory care should be stopped or whether a patient should be allowed a period of leave outside the treatment unit.

Administrative courts also handle cases relating to public procurement (LOU) and the Utilities Procurement Act (LUF). LUF regulates procurement for entities operating in the water, energy, transport and postal services sectors.

Migration cases involve appeals against decisions mainly made by the Migration Board and could relate to asylum, e.g. a residence permit for a refugee, or Swedish citizenship.

Other cases at the administrative court may relate to the Animal Welfare Act, licences to serve alcoholic beverages and testing the legality of the Local Government Act. Since Sweden joined the EU, cases involving EU legislation also arise. Mention can be made, for example, of cases relating to certain agricultural subsidies.

### **Case determination at the administrative courts**

In accordance with the general rule at an administrative court, a legally trained judge and three lay judges adjudicate. In certain matters falling under the Local Government Act two special members participate whilst in property assessment cases a member who has valuation skills may take part. A large number of cases are also determined by a single judge.

Law clerks also serve in the administrative courts and after a certain period of service they are usually appointed to adjudicate regularly in less complicated cases concerning for example driving licenses.

As a rule, proceedings are in writing although they may include an oral hearing if it can be assumed to be of benefit to the enquiry or could expedite a decision in the case. If an individual party who is presenting the case requests an oral hearing, this should be granted unless it is deemed unnecessary. In certain cases, e.g., the provision of care for young people or substance abusers, an oral hearing takes place unless it is clearly unnecessary. If, in such cases, an individual party requests such a hearing it should always be granted.

If the plaintiffs are dissatisfied they can lodge an appeal with an administrative court of appeal.

### **The administrative courts of appeal**

The administrative courts of appeal examine cases appealed from the administrative courts.

Many cases require the administrative court of appeal to grant leave to appeal for the appeal to be heard. It may be granted only if it is of importance in guiding the application of the law (precedent) or if there are pressing reasons to hear an appeal (extraordinary leave). Regarding alien and citizenship cases certain rules are applied.

The administrative court of appeal is the first instance in what are termed secrecy cases, which relate to the right to view the contents of a public document.

### **Case determination at the administrative courts of appeal**

In accordance with the general rule three legally trained judges adjudicate at the administrative court of appeal. In certain cases they are joined by two lay judges or special members. The question of leave to appeal is decided by two legally trained judges if their decision is unanimous, or by three if it is not.

As a rule, proceedings are in writing. An oral hearing may be included in the proceedings if it can be assumed to be of benefit to the inquiry or if it could expedite the hearing of the case. If an individual party to the case requests an oral hearing, this should be granted unless it is deemed unnecessary. In certain cases, e.g. the provision of care for young people or substance abusers, an oral hearing is held unless it is clearly unnecessary. If, in such cases, an individual party requests such a hearing it should always be granted.

### **The Supreme Administrative Court**

This is the highest general administrative court and examines cases appealed from one of the four administrative courts of appeal. It also examines appeals from the Council for Advance Tax Rulings and the Patent Appeals Board. The majority of appeals at this level require leave to appeal, which is granted only if it could be of importance as a precedent, i.e. provides guidance on how other similar cases are to be determined, or if there are pressing reasons to do so. Only a small percentage of the cases referred to the Supreme Administrative Court of Appeal are granted leave to appeal. The Chancellor of Justice (JK) and the Parliamentary Ombudsman (JO) do not require this in cases of a disciplinary offence or revocation or restriction of the right to work as a doctor or other medical professional within the healthcare system. Nor does the Chancellor of Justice require leave to appeal in cases concerning the law of collection of debts.

The members of this court are called justices and when the facts of a case are to be examined five justices usually take part. The case may also be determined by the court in a full plenary session. Questions regarding leave to appeal are generally decided by one up to three justices.

Proceedings are as a rule in writing and an oral hearing may be included if it can be assumed to be of benefit to the inquiry or if it could expedite the hearing of the case.

**Table 2.1**  
**Administrative courts**  
**Cases filed, determined and pending 2015-2019**

	Year				
	2015	2016	2017	2018	2019
<b>Cases filed</b>					
Tax cases	12 812	11 792	10 403	10 686	9 062
Congestion charge cases	239	476	456	681	566
Social insurance cases	11 355	11 895	18 241	18 636	18 242
Cases relating to the Social Services Act	24 205	24 630	26 133	27 950	30 434
Psychiatric care cases	14 068	13 987	13 475	14 109	14 511
LVU cases	4 367	4 490	4 674	4 835	5 280
LVM cases	1 451	1 402	1 383	1 300	1 285
LOU cases	2 973	4 188	3 278	2 850	3 111
Quantitative cases <sup>1</sup>	9 705	9 095	9 039	9 560	10 273
Migration cases	25 806	39 929	53 205	50 771	57 645
Other cases	20 650	21 998	22 895	25 476	26 351
<b>Total</b>	<b>127 631</b>	<b>143 882</b>	<b>163 182</b>	<b>166 854</b>	<b>176 760</b>
<b>Cases determined</b>					
Tax cases	15 497	12 672	10 873	9 873	9 386
Congestion charge cases	228	446	434	638	625
Social insurance cases	11 269	12 813	12 713	17 347	16 165
Cases relating to the Social Services Act	25 470	23 049	24 855	26 968	29 710
Psychiatric care cases	14 034	13 881	13 425	14 108	14 561
LVU cases	4 262	4 400	4 681	4 793	5 212
LVM cases	1 462	1 391	1 390	1 298	1 280
LOU cases	2 868	3 716	3 672	2 862	3 024
Quantitative cases <sup>1</sup>	10 293	9 981	8 995	9 284	9 908
Migration cases	27 371	31 313	44 084	51 267	64 543
Other cases	20 199	20 799	21 714	23 410	25 641
<b>Total</b>	<b>132 953</b>	<b>134 461</b>	<b>146 836</b>	<b>161 848</b>	<b>180 055</b>
<b>Cases pending</b>					
Tax cases	6 412	5 571	5 069	5 912	5 622
Congestion charge cases	37	66	86	129	70
Social insurance cases	6 816	5 904	11 360	12 647	14 711
Cases relating to the Social Services Act	4 959	6 540	7 673	8 664	9 389
Psychiatric care cases	253	359	342	339	283
LVU cases	575	661	645	687	756
LVM cases	51	63	50	52	57
LOU cases	705	1 177	764	760	858
Quantitative cases <sup>1</sup>	2 764	1 877	1 895	2 166	2 519
Migration cases	3 517	12 139	21 061	20 835	14 128
Other cases	7 671	8 872	10 019	12 094	12 941
<b>Total</b>	<b>33 760</b>	<b>43 229</b>	<b>58 964</b>	<b>64 285</b>	<b>61 334</b>

<sup>1</sup> Quantitative cases: real estate assessment, national registration, correctional treatment, driving licence and study allowances.

**Table 2.2**  
**Administrative courts**  
**Cases filed, determined and pending in 2019**

Administrative courts	Tax cases	Congesti on charge cases	Social insurance cases	Cases relating to the Social Services Act	Psychiatric care cases	LVU cases	LVM cases	LOU cases	Quantitative cases <sup>1</sup>	Migration cases	Other cases
<b>Falun</b>											
Filed	754	9	969	1 300	799	327	135	369	520	-	1 339
Determined	366	12	851	1 366	792	333	135	375	560	-	1 386
Pending	699	4	670	392	19	42	5	51	143	-	564
<b>Gothenburg</b>											
Filed	1 107	75	2 243	4 813	2 267	788	191	313	1 395	16 587	3 144
Determined	1 255	94	2 229	4 561	2 262	783	188	336	1 407	19 926	3 068
Pending	530	5	2 098	1 087	76	103	9	47	285	6 167	1 596
<b>Härnösand</b>											
Filed	249	3	878	732	1 001	206	67	70	592	-	2 184
Determined	165	3	841	865	992	200	68	84	507	-	2 311
Pending	259	6	1 252	353	19	21	3	16	309	-	1 944
<b>Jönköping</b>											
Filed	402	17	1 172	1 830	971	413	90	167	748	-	1 416
Determined	347	21	1 011	1 476	971	409	89	139	692	-	1 501
Pending	305	5	830	834	19	73	3	48	203	-	732
<b>Karlstad</b>											
Filed	292	7	1 026	1 980	533	426	91	148	787	-	1 823
Determined	315	3	1 043	2 079	527	407	89	218	743	-	1 700
Pending	227	6	679	587	15	83	8	84	217	-	765
<b>Linköping</b>											
Filed	1 250	17	1 066	2 744	1 477	457	127	332	936	-	2 536
Determined	1 277	24	924	2 528	1 491	453	127	313	854	-	1 932
Pending	496	5	1 015	771	17	56	5	62	237	-	1 578
<b>Luleå</b>											
Filed	234	1	463	296	568	124	50	80	218	2 790	667
Determined	406	1	465	278	566	128	50	90	208	3 247	663
Pending	93	1	318	102	5	12	1	10	60	941	287
<b>Malmö</b>											
Filed	1 337	16	2 036	4 527	1 566	654	159	690	1 501	25 022	2 856
Determined	1 413	27	1 802	4 903	1 585	647	157	526	1 468	26 060	2 530
Pending	727	1	1 984	1 492	18	83	7	276	339	5 244	1 458
<b>Stockholm</b>											
Filed	2 616	388	5 816	7 738	2 515	911	177	538	1 992	13 246	7 017
Determined	3 081	405	5 056	7 609	2 518	904	179	535	1 949	15 310	6 822
Pending	1 487	25	3 049	1 363	57	110	7	139	217	1 776	2 084
<b>Umeå</b>											
Filed	126	1	508	502	501	130	33	55	235	-	724
Determined	135	1	614	522	501	132	32	43	274	-	1 053
Pending	65	-	453	114	8	16	1	18	59	-	287
<b>Uppsala</b>											
Filed	408	22	1 158	2 658	1 425	462	94	193	857	-	1 256
Determined	349	27	706	2 501	1 459	443	96	212	816	-	1 294
Pending	536	7	1 458	1 306	21	86	3	43	287	-	854
<b>Växjö</b>											
Filed	287	10	907	1 314	888	382	71	156	492	-	1 389
Determined	277	7	623	1 022	897	373	70	153	430	-	1 381
Pending	198	5	905	988	9	71	5	64	163	-	792

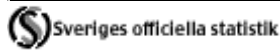
<sup>1</sup> Quantitative cases: real estate assessment, national registration, correctional treatment, driving licence and study allowances.

**Table 2.3**  
**Administrative courts, migration cases**  
**Cases filed, determined and pending, migration cases 2015-2019**

	Year				
	2015	2016	2017	2018	2019
<b>Cases filed</b>					
Removal cases asylum	5 188	13 478	21 189	16 897	10 879
- of which unaccompanied minors	342	724	838	503	152
- of which after new adjudication according to chapter 12 §19	137	400	271	472	854
Immediate enforcement	2 451	2 976	1 241	1 182	870
Residence permit, Removal cases not asylum, Status declarations	8 286	11 672	17 367	16 939	13 087
- of which residence permits	5 826	6 401	10 763	12 583	9 188
- of which removal cases, not asylum	1 641	1 868	3 483	2 720	2 573
- of which status declarations	846	3 403	3 121	1 636	1 326
Enforcement cases	1 361	900	1 352	2 689	2 738
Citizenship cases	989	1 176	1 248	1 258	1 847
Entry visa cases	5 082	5 654	6 103	6 714	9 188
Other migration cases	2 449	4 072	4 705	5 092	19 036
<b>Total migration cases</b>	<b>25 806</b>	<b>39 928</b>	<b>53 205</b>	<b>50 771</b>	<b>57 645</b>
<b>Cases determined</b>					
Removal cases asylum	5 848	8 268	14 236	17 423	17 143
- of which unaccompanied minors	342	584	740	733	154
- of which after new adjudication according to chapter 12 §19	121	325	317	357	776
Immediate enforcement	2 448	2 983	1 245	1 196	863
Residence permit, Removal cases not asylum, Status declarations	9 252	8 910	15 683	16 851	14 339
- of which residence permits	6 446	5 416	9 557	11 899	10 171
- of which removal cases, not asylum	1 844	1 581	2 404	3 157	2 644
- of which status declarations	962	1 913	3 722	1 795	1 524
Enforcement cases	1 375	885	1 298	2 658	2 779
Citizenship cases	932	1 151	1 173	1 205	1 684
Entry visa cases	5 133	5 413	6 000	6 699	9 244
Other migration cases	2 383	3 702	4 449	5 235	18 491
<b>Total migration cases</b>	<b>27 371</b>	<b>31 312</b>	<b>44 084</b>	<b>51 267</b>	<b>64 543</b>

**Table 2.3 (Cont'd.)**  
**Cases filed, determined and pending, migration cases 2015-2019**

	Year				
	2015	2016	2017	2018	2019
<b>Cases pending</b>					
Removal cases asylum	1 279	6 490	13 368	13 029	6 911
- of which unaccompanied minors	51	188	271	29	26
- of which after new adjudication according to chapter 12 §19	27	102	50	169	257
Immediate enforcement	43	38	32	19	26
Residence permit, Removal cases not asylum, Status declarations	1 685	4 451	6 059	6 216	5 001
- of which residence permits	1 214	2 198	3 368	4 101	3 136
- of which removal cases, not asylum	326	617	1 685	1 265	1 211
- of which status declarations	145	1 636	1 006	850	654
Enforcement cases	17	32	85	116	70
Citizenship cases	169	192	265	318	481
Entry visa cases	159	399	452	465	407
Other migration cases	165	537	800	672	1 232
Total migration cases	3 517	12 139	21 061	20 835	14 128

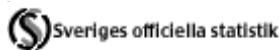


**Table 2.4**  
**Administrative courts**  
**Cases determined 2015-2019**

	Year				
	2015	2016	2017	2018	2019
Percentage of priority cases <sup>1</sup> (%)	19	19	19	18	18
Percentage of cases determined following an oral hearing (%) <sup>2</sup>	13.9	14.5	14.0	13.7	13.5
Percentage of migration cases determined with oral proceeding (%)	6	8	10	11	9
Percentage of cases excluding migration cases determined following an oral hearing (%)	16	17	16	16	16
Percentage of cases determined by a single judge (%)	62.7	63.1	63.6	64.4	68.9
Percentage of cases determined by a judge and lay judges (%)	37.1	36.6	36.2	35.4	31.0
Percentage of cases determined with a different composition (%)	0.2	0.3	0.2	0.2	0.1
Percentage of cases determined through a judgment (%)	88.8	87.2	87.1	86.5	85.9
Percentage of cases determined following a decision (%)	11.2	12.8	12.9	13.5	14.1


<sup>1</sup>Priority cases: cases relating to compulsory psychiatric care (LPT) and forensic psychiatric care (LRV), cases under the Care of Young Persons Act (LVU) as well as cases covered by Compulsory Care for Substance Abusers Act (LVM).

<sup>2</sup>A change was made in this calculation beginning from year 2019.




**Table 2.5**  
**Administrative courts**  
**Performance of the time targets set by the government 2017-2019**

Court	Total excluding priority and migration cases		
	75th percentile (months) Target is 6 months		
	2017	2018	2019
Falun	9.0	8.1	8.4
Gothenburg	5.8	6.6	7.8
Härnösand	8.7	13.3	13.3
Jönköping	8.2	8.2	8.3
Karlstad	6.2	6.4	7.1
Linköping	5.4	5.9	6.3
Luleå	4.4	5.6	7.3
Malmö	5.8	6.5	7.2
Stockholm	6.3	5.5	5.8
Umeå	5.4	6.6	9.1
Uppsala	11.9	8.7	9.2
Växjö	5.8	8.4	10.8
<b>Total</b>	<b>6.5</b>	<b>6.8</b>	<b>7.7</b>

 Sveriges officiella statistik

**Tabell 2.6**  
**Administrative courts (migration cases)**  
**Performance of the time targets set by the government, migration cases 2017-2019**

Court	Removal cases, unaccompanied minors			Other removal cases			Enforcement cases			Other migration cases		
	90th percentile Target is 2 months			90th percentile Target is 4 months			90th percentile Target is 1 month			90th percentile Target is 5 months		
	2017	2018	2019	2017	2018	2019	2017	2018	2019	2017	2018	2019
Gothenburg	5.5	6.3	5.0	11.9	17.2	23.8	1.8	1.5	1.8	6.8	8.9	10.2
Luleå	3.1	3.7	7.6	7.2	8.4	12.7	0.6	0.7	1.0	4.8	6.5	7.5
Malmö	4.8	5.6	12.7	9.2	12.6	18.1	0.6	0.7	0.7	7.1	9.1	5.8
Stockholm	3.3	4.3	2.9	5.3	9.6	10.9	0.8	0.9	0.8	3.9	4.6	4.0
<b>Total</b>	<b>4.0</b>	<b>5.2</b>	<b>5.0</b>	<b>9.5</b>	<b>13.1</b>	<b>20.8</b>	<b>0.9</b>	<b>1.0</b>	<b>1.0</b>	<b>6.3</b>	<b>8.2</b>	<b>6.7</b>

 Sveriges officiella statistik

**Table 2.7**  
**Administrative courts of appeal**  
**Cases filed, determined and pending in 2015-2019**

	Year				
	2015	2016	2017	2018	2019
<b>Cases filed</b>					
Tax cases	5 029	4 549	3 432	2 906	2 828
Congestion charge cases	38	73	60	76	101
Social insurance cases	4 670	4 188	3 096	6 313	5 618
Cases relating to the Social Services Act	2 234	2 080	2 146	2 072	2 126
Psychiatric care cases	1 466	1 544	1 528	1 744	1 889
LVU cases	1 694	1 796	1 977	2 259	2 463
LVM cases	313	313	324	349	370
LOU cases	621	795	925	676	513
Quantitative cases <sup>1</sup>	1 474	1 560	1 268	1 180	1 418
Migration cases	10 004	11 279	17 729	21 919	20 191
Other cases	5 807	5 904	6 332	6 107	7 024
<b>Total</b>	<b>33 350</b>	<b>34 081</b>	<b>38 817</b>	<b>45 601</b>	<b>44 541</b>
<b>Cases determined</b>					
Tax cases	6 032	4 830	4 415	3 188	2 893
Congestion charge cases	43	59	72	64	116
Social insurance cases	3 064	3 276	7 970	3 175	3 914
Cases relating to the Social Services Act	2 206	2 178	2 152	1 978	2 248
Psychiatric care cases	1 445	1 572	1 532	1 719	1 858
LVU cases	1 666	1 788	1 958	2 206	2 426
LVM cases	317	309	331	331	370
LOU cases	640	736	938	742	536
Quantitative cases <sup>1</sup>	1 471	1 386	1 473	1 225	1 446
Migration cases	10 403	10 684	17 372	21 738	20 576
Other cases	5 685	6 182	6 532	5 901	6 780
<b>Total</b>	<b>32 972</b>	<b>33 000</b>	<b>44 745</b>	<b>42 267</b>	<b>43 163</b>
<b>Cases pending</b>					
Tax cases	3 568	3 293	2 307	2 023	1 955
Congestion charge cases	3	17	6	18	3
Social insurance cases	4 880	5 794	916	4 308	6 009
Cases relating to the Social Services Act	530	429	416	511	392
Psychiatric care cases	129	100	96	121	152
LVU cases	233	240	259	314	354
LVM cases	26	30	23	39	39
LOU cases	119	178	165	99	76
Quantitative cases <sup>1</sup>	304	484	277	233	204
Migration cases	793	1 389	1 672	1 858	1 476
Other cases	1 827	1 559	1 361	1 574	1 826
<b>Total</b>	<b>12 412</b>	<b>13 513</b>	<b>7 498</b>	<b>11 098</b>	<b>12 486</b>

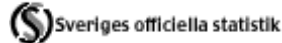
<sup>1</sup> Quantitative cases: real estate assessment, national registration, correctional treatment, driving licence and study allowances.



**Table 2.8**  
**Cases filed, determined and pending in 2019, individual administrative courts of appeal**

Administrative court of appeal	Tax cases	Congestion charge cases	Social insurance cases	Cases relating to the Social Services Act	Psychiatric care cases	LVU cases	LVM cases	LOU cases	Quantitative cases <sup>1</sup>	Migration cases	Other cases
<b>Stockholm</b>											
Filed	1 387	71	2 745	795	643	683	82	162	418	20 191	2 449
Determined	1 472	82	1 574	870	637	689	84	177	451	20 576	2 494
Pending	971	1	4 648	109	30	62	6	16	39	1 476	529
<b>Gothenburg</b>											
Filed	903	23	1 426	738	605	901	129	124	536	-	1 839
Determined	883	25	1 145	767	596	861	133	135	537	-	1 648
Pending	495	2	598	158	51	134	10	16	76	-	567
<b>Sundsvall</b>											
Filed	226	1	733	204	308	357	69	113	200	-	1 402
Determined	184	2	526	178	295	354	65	99	185	-	1 221
Pending	259	-	414	52	37	62	10	27	51	-	366
<b>Jönköping</b>											
Filed	312	6	714	389	333	522	90	114	264	-	1 334
Determined	354	7	669	433	330	522	88	125	273	-	1 417
Pending	230	-	349	73	34	96	13	17	38	-	364

<sup>1</sup> Quantitative cases: real estate assessment, national registration, correctional treatment, driving licence and study allowances.



**Table 2.9**  
**Administrative Court of Appeal in Stockholm (migration cases)**  
**Cases filed, determined and pending, migration cases in 2015-2019**

	Year				
	2015	2016	2017	2018	2019
<b>Cases filed</b>					
Removal cases asylum	5 090	6 375	10 285	12 403	10 531
- of which unaccompanied minors	266	345	481	587	115
- of which after new adjudication according	76	175	209	226	485
Immediate enforcement	113	68	46	50	40
Residence permit, Removal cases not asylum, Status declarations					
- of which residence permits	1 708	1 488	2 557	3 438	2 781
- of which removal cases, not asylum	724	627	888	1 279	1 084
- of which status declarations	216	405	997	664	905
Enforcement cases	558	380	611	1 251	1 424
Citizenship cases	160	181	179	162	255
Entry visa cases	458	501	417	478	752
Other migration cases	890	1 152	1 553	1 953	2 234
Extraordinary remedies	87	102	196	241	185
<b>Total migration cases</b>	<b>10 004</b>	<b>11 279</b>	<b>17 729</b>	<b>21 919</b>	<b>20 191</b>

**Table 2.9 (Cont'd.)**

**Cases filed, determined and pending, migration cases in 2015-2019**

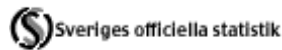
	Year				
	2015	2016	2017	2018	2019
<b>Cases determined</b>					
Removal cases asylum	5 379	5 925	10 149	12 291	10 704
- of which unaccompanied minors	285	324	485	602	127
- of which after new adjudication according	75	165	216	203	460
Immediate enforcement	107	73	45	50	41
Residence permit, Removal cases	2 734	2 428	4 226	5 360	5 004
not asylum, Status declarations					
- of which residence permits	1 743	1 501	2 362	3 379	2 976
- of which removal cases, not asylum	779	592	855	1 307	1 115
- of which status declarations	212	335	1 009	674	913
Enforcement cases	569	373	599	1 207	1 419
Citizenship cases	164	177	196	153	249
Entry visa cases	465	495	411	469	749
Other migration cases	901	1 111	1 563	1 953	2 224
Extraordinary remedies	84	102	183	255	186
<b>Total migration cases</b>	<b>10 403</b>	<b>10 684</b>	<b>17 372</b>	<b>21 738</b>	<b>20 576</b>
<b>Cases pending</b>					
Removal cases asylum	449	897	986	1 100	918
- of which unaccompanied minors	25	46	40	25	13
- of which after new adjudication according	7	18	11	34	59
Immediate enforcement	7	2	3	3	2
Residence permit, Removal cases	249	340	540	556	332
not asylum, Status declarations					
- of which residence permits	156	143	327	383	189
- of which removal cases, not asylum	69	102	134	105	74
- of which status declarations	24	95	79	68	69
Enforcement cases	11	18	29	73	79
Citizenship cases	22	26	8	16	22
Entry visa cases	13	19	24	33	35
Other migration cases	32	75	57	65	77
Extraordinary remedies	10	12	25	12	11
<b>Total migration cases</b>	<b>793</b>	<b>1 389</b>	<b>1 672</b>	<b>1 858</b>	<b>1 476</b>

**Table 2.10**  
**Administrative<sup>1</sup> Courts of Appeal**  
**Cases determined 2015-2019**

	Year				
	2015	2016	2017	2018	2019
<b>Determined</b>	<b>22 569</b>	<b>22 312</b>	<b>27 373</b>	<b>20 529</b>	<b>22 587</b>
Cases where leave to appeal is granted	2 404	2 534	6 310	2 069	2 035
Cases where leave to appeal is not granted	9 365	9 502	9 723	8 892	10 847
Cases not requiring leave to appeal	10 800	10 276	11 340	9 568	9 705
Percentage of cases determined with oral proceeding	9	10	8	10	9
Percentage of priority cases (%) <sup>2</sup>	15	16	14	21	21

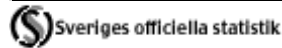
<sup>1</sup> Excluding migration cases

<sup>2</sup> Priority cases: cases relating to compulsory psychiatric care (LPT) and forensic psychiatric care (LRV), cases under the Care of Young Persons Act (LVU) as well as cases covered by Compulsory Care for Substance Abusers Act (LVM).



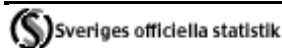
**Table 2.11**  
**Administrative Courts of Appeal**  
**Frequency of appeal and amendment 2015-2019**

	Year				
	2015	2016	2017	2018	2019
Frequency of appeal (%)	22	22	21	21	21
Frequency of amendment (%)	16	15	27	13	12
Frequency of appeal in migration cases (%)	37	36	40	43	31
Frequency of amendment in migration cases (%)	0.9	0.8	0.9	0.5	0.6



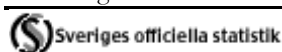
**Table 2.12**  
**Administrative Courts of Appeal**  
**Performance of the time targets set by the government 2017-2019**

	Total excluding priority and migration cases		
	75th percentile, Target is 6 months		
	2017	2018	2019
<b>Administrative court of appeal</b>			
Gothenburg	5.9	5.2	5.4
Jönköping	10.6	6.8	5.6
Stockholm	24.3	5.5	5.8
Sundsvall	5.2	3.9	4.9
<b>Total</b>	<b>11.3</b>	<b>5.3</b>	<b>5.4</b>



**Table 2.13**  
**Administrative Court of Appeal in Stockholm, migration cases**  
**Performance of the time targets set by the government, migration cases 2017-2019**

	2017	2018	2019
<b>90th percentile, target is 2 months</b>			
Total migration cases	1.5	1.4	1.6




**Table 2.14**  
**The Supreme Administrative Court**  
**Cases filed, determined and pending 2015-2019**

	Year				
	2015	2016	2017	2018	2019
<b>Cases filed</b>					
Tax cases	2 006	1 704	1 873	1 232	1 242
Congestion charge cases	26	15	24	19	26
Social insurance cases	1 097	1 002	927	1 065	1 265
Cases relating to the Social Services Act	526	510	481	400	541
Psychiatric care cases	279	327	462	531	480
LVU cases	458	475	572	754	808
LVM cases	35	34	43	58	71
LOU cases	206	202	385	328	169
Quantitative cases <sup>1</sup>	445	382	479	424	282
Other cases	2 297	2 343	2 340	2 141	2 216
<b>Total</b>	<b>7 375</b>	<b>6 994</b>	<b>7 586</b>	<b>6 952</b>	<b>7 100</b>
<b>Cases determined</b>					
Tax cases	1 874	1 715	1 449	1 756	1 146
Congestion charge cases	26	16	19	21	27
Social insurance cases	1 101	948	1 045	991	1 442
Cases relating to the Social Services Act	566	478	463	419	530
Psychiatric care cases	274	318	441	538	461
LVU cases	424	508	537	745	763
LVM cases	33	34	43	57	66
LOU cases	200	151	350	353	238
Quantitative cases <sup>1</sup>	567	406	493	410	312
Other cases	2 395	2 333	2 326	2 353	2 189
<b>Total</b>	<b>7 460</b>	<b>6 907</b>	<b>7 166</b>	<b>7 643</b>	<b>7 174</b>
<b>Cases pending</b>					
Tax cases	489	481	899	378	475
Congestion charge cases	1	-	5	3	2
Social insurance cases	354	408	290	363	186
Cases relating to the Social Services Act	65	97	115	98	108
Psychiatric care cases	21	29	50	43	62
LVU cases	80	47	82	88	133
LVM cases	3	3	3	4	9
LOU cases	37	88	123	98	29
Quantitative cases <sup>1</sup>	108	84	70	85	54
Other cases	753	755	770	551	579
<b>Total</b>	<b>1 911</b>	<b>1 992</b>	<b>2 407</b>	<b>1 711</b>	<b>1 637</b>

<sup>1</sup> Quantitative cases: real estate assessment, national registration, correctional treatment, driving licence and study allowances.


**Table 2.15**  
**The Supreme Administrative Court**  
**Cases determined in the Supreme Administrative Court 2015-2019**

	Year				
	2015	2016	2017	2018	2019
<b>Determined</b>	<b>7 460</b>	<b>6 907</b>	<b>7 166</b>	<b>7 643</b>	<b>7 174</b>
Cases where leave to appeal is granted	92	123	88	82	185
Cases where leave to appeal is not granted	6 770	6 243	6 535	7 047	6 484
Cases not requiring leave to appeal	598	541	543	514	505

 Sveriges officiella statistik


**Table 2.16**  
**The Supreme Administrative Court**  
**Frequency of appeal 2015-2019, percentage of cases appealed from administrative courts of appeal to the Supreme Administrative Court**

	Year				
	2015	2016	2017	2018	2019
Frequency of appeal (%)	33	31	28	34	31

 Sveriges officiella statistik

**Table 2.17**  
**The Supreme Administrative Court**  
**Performance of the time targets set by the Supreme Administrative Court 2017-2019**

90th percentile (months)	Target	2017	2018	2019
Time to make a decision about leave to appeal	6.0	7.0	7.4	6.2

 Sveriges officiella statistik

### **3. Matters dealt with at the Rent and Tenancy Tribunals**

#### **The work of the Rent and Tenancy Tribunals**

Rent Tribunals can mediate in disputes between landlords and tenants or between tenant associations and tenants if the parties themselves cannot reach agreement. Rent tribunals also examine certain rent and tenant issues and pronounce a decision that is binding on the parties. Rent tribunals also deal with matters that involve special administration of residential properties. The purchaser of a rental property may in certain cases require the consent of the tribunal to validate the purchase.

A rent tribunal normally consists of three members during a procedure. The tribunal is chaired by a rent tribunal judge whilst the other members represent different interest groups, of whom one is well versed in property management and the other in the situation of the tenants.

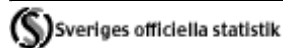
A tenancy tribunal has similar duties to a rent tribunal when it comes to applying legislation relating to leases. Its composition is also similar to that of the rent tribunal except that the members represent the interests of landowners and tenants.

Most of the decisions of a rent tribunal can be appealed to Svea Court of Appeal whilst certain leasehold matters can be appealed to the court of appeal within whose jurisdiction the leased property is located. Some of the decisions cannot be appealed.

There are eight rent and tenancy tribunals, they set their own operational targets in consultation with the Swedish National Courts Administration. These targets are measured as turnaround times for determined cases. The 75th percentile indicates how long it takes to determine 75 % of the cases.

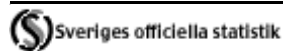
**Table 3.1**  
**Rent and tenancy tribunals**  
**Matters filed, determined and pending 2015-2019**

	Year				
	2015	2016	2017	2018	2019
<b>Rent and Tenancy tribunals</b>					
Filed	33 114	40 046	41 940	41 535	42 185
Determined	32 012	38 049	43 835	40 639	42 349
Pending at the year-end	7 734	9 662	7 589	8 400	8 081
<b>- of which Tenancy tribunals</b>					
Filed	2 113	1 541	1 294	1 419	1 866
Determined	1 636	2 352	1 424	1 152	2 017
Pending at the year-end	1 791	975	842	1 107	691



**Table 3.2**  
**Rent tribunals and tenancy tribunals**  
**Matters determined according to category 2015-2019**

	Year				
	2015	2016	2017	2018	2019
<b>Rent tribunals</b>					
Mediation or arbitration in tenancy disputes	658	619	621	664	655
Unprotected tenancies	19 148	23 566	28 170	27 281	27 971
Extension of tenancy agreements	2 623	2 521	2 922	2 977	2 864
Court order to perform work, extension of time for work	429	374	370	392	360
Amendment of tenancy terms	447	345	337	283	323
Mediation regarding security of tenure in non-residential property	3 948	4 136	4 427	4 255	4 546
Matters governed by the Rent Negotiation Act	577	1 314	2 690	377	420
Other matters	2 553	2 917	2 881	3 258	3 193
Total	30 383	35 792	42 418	39 487	40 332
<b>Tenancy tribunals</b>					
Agricultural leases	112	102	83	97	97
Residential leases	911	1 771	892	583	1 191
Other matters	613	483	449	472	729
Total	1 636	2 356	1 424	1 152	2 017



**Table 3.3**  
**Rent and tenancy tribunals**  
**Performance of the time targets set by the government 2017-2019**

Rent and tenancy tribunal matters excluding premises waiver matters and commercial premises matters 75th percentile. Target is 4 months.			
Rent and tenancy tribunal	2017	2018	2019
Gothenburg	11.3	5.7	4.6
Jönköping	9.1	5.3	4.9
Linköping	4.4	3.8	3.1
Malmö	2.8	3.3	3.8
Stockholm	9.3	12.6	13.2
Sundsvall	4.0	8.5	3.3
Umeå	9.1	2.8	4.8
Västerås	4.3	3.7	4.7
<b>Total</b>	<b>11.2</b>	<b>6.9</b>	<b>5.1</b>