

# Court statistics 2022

## Official statistics of Sweden

---

**Content**

**Introduction ..... 3**  
**List of tables ..... 4**  
**1. Cases and matters in the general courts ..... 6**  
**2. Cases at the general administrative courts ..... 27**  
**3. Matters dealt with at the Rent and Tenancy Tribunals ..... 44**  
**Appendix: Performance of the time targets - results of individual courts..... 47**

## **Introduction**

According to the Official Statistics Act (2001:99) official statistics must be made available to the general public and committees of enquiry and for research purposes. The Swedish National Courts Administration has been responsible for official statistics relating to the work of the courts since 2002. During the period 1993-2001 such statistics were produced by the Swedish National Council for Crime Prevention (BRÅ). In the early years, the provision of this statistical information was the responsibility of Statistics Sweden (SCB).

Court statistics comprise statistics for cases and matters at the general courts and general administrative courts as well as matters dealt with at the rent and tenancy tribunals. Since 2004, certain statistical information has also been published for individual courts.

## **Contents of this publication**

These statistics are divided into three chapters, each of which begins with a summary of the work of each court category. The first chapter presents statistics from the general courts, i.e. the district courts, the courts of appeal and the Supreme Court, whilst statistics from the general administrative courts, i.e., the administrative courts, administrative courts of appeal and the Supreme Administrative Court, are presented in the second chapter. The third chapter contains information about the rent and tenancy tribunals.

Performance of the time targets at individual courts is presented in an appendix at the end.

## **Further legal statistics**

In addition to the court statistics in this publication, further legal statistics are available from the Swedish National Council for Crime Prevention, the Prison and Probation Service and Statistics Sweden.

## **Explanation of symbols**

- Nil

# List of tables

## 1. Cases and matters at the general courts

### District courts

- 1.1 Filed, determined and pending, 2018–2022
- 1.2
  - a) Filed, determined and pending, 2022, individual district courts
  - b) Filed, determined and pending, 2022 Individual Land and Environment courts
  - c) Filed, determined and pending, 2020-2022 Land and Environment courts
  - d) Filed, determined and pending, 2017-2022, Patent and Market court
- 1.3 Bankruptcy and judicial proceedings, 2018–2022
- 1.4 Determined cases following a main hearing, 2018-2022
- 1.5 Civil cases, 2018–2022
- 1.6 Family cases determined, 2018–2022
- 1.7 Criminal cases, 2018–2022
- 1.8 Turnaround times for criminal cases involving juveniles according to the letter of appropriation by the government, 2018–2022

### Courts of appeal

- 1.9 Filed, determined and pending, 2018–2022
- 1.10
  - a) Filed, determined and pending, 2022, individual courts of appeal
  - b) Cases and matters filed, determined and pending at The Patent and Market Court of Appeal, 2020-2022
- 1.11 Cases determined, 2018–2022
- 1.12 Frequency of amendments in civil and criminal cases in 2022
- 1.13 Frequency of appeal 2018–2022, percentage of cases appealed from district courts to courts of appeal
- 1.14 Turnaround times for criminal cases involving juveniles according to the letter of appropriation by the government, 2018–2022

### The Supreme Court

- 1.15 Cases filed, determined and pending per category 2018–2022
- 1.16 Leave to appeal in determined cases, 2018–2022

- 1.17 Leave to appeal in determined cases per case category, 2022
- 1.18 Frequency of appeal 2018–2022, percentage of cases appealed from courts of appeal to the Supreme Court

## **2. Cases at the administrative courts**

### **Administrative Courts**

- 2.1 Cases filed, determined and pending, 2018–2022
- 2.2 Cases filed, determined and pending, 2022, individual administrative courts
- 2.3 Cases filed, determined and pending, migration cases 2018–2022
- 2.4 Cases determined, 2018–2022

### **Administrative Courts of Appeal**

- 2.5 Cases filed, determined and pending, 2018–2022
- 2.6 Cases filed, determined and pending, 2022, individual administrative courts of appeal
- 2.7
  - a) Cases filed, determined and pending, migration cases in 2018–2022
  - b) Average turnaround time for removal cases at the Administrative Court of Appeal
- 2.8 Cases determined, 2018–2022
- 2.9 Frequency of appeal and amendment 2018–2022

### **Supreme Administrative Court**

- 2.10 Cases filed, determined and pending, 2018–2022
- 2.11 Cases determined, 2018–2022
- 2.12 Frequency of appeal 2018–2022, percentage of cases appealed from administrative courts of appeal to the Supreme Administrative Court

## **3. Matters in the Rent Tribunals and Tenancy Tribunals**

- 3.1 Matters filed, determined and pending, 2018–2022
- 3.2 Matters filed, determined and pending by rent and tenancy tribunal, 2018–2022
- 3.3 Matters determined, by category, 2018–2022

## **Appendix: Appendix: Performance of the time targets - results of individual courts**

# 1. Cases and matters in the general courts

## The work of the general courts

The general courts comprise the district court as the court of first instance, the court of appeal as the court of second instance and the Supreme Court as the court of third instance. At the beginning of the year there were forty-eight district courts and six courts of appeal.

The cases are counted as filed, determined and pending during each year. Pending cases are open cases that the court is working on.

The Government has set up operating targets for districts courts and courts of appeal while the Supreme Court, in consultation with the Swedish National Courts Administration, sets its own operational targets. These targets are measured as turnaround times for determined cases and are measured at the 75<sup>th</sup> percentile. This means that 75 percent of the cases should have the target turnaround time or less, and that 25 percent of the longest turnaround times are excluded.

In the case of criminal cases, the Government also requires reporting on the turnaround time for cases involving juveniles, where at least one prosecuted person is under 21 years. These turnaround times are measured both at the 75<sup>th</sup> percentile and at the median.

## The District Courts

The principal task of the district courts is to adjudicate in *criminal* and *civil* cases.

Crime, in a legal sense, is an action that is punishable and the basic rules that apply to crimes are to be found in the Penal Code, which contains, for example, the rules applicable to crimes of violence and theft. Certain crimes, such as drug offences, tax crimes and traffic offences, are dealt with using special legislation. Many criminal cases contain an indictment, but in recent years the amount of cases without indictment has increased. These cases are less labour-intensive for the court and have often a positive impact on the turnover time.

The majority of disputes fall under either property law or family law. The former generally involve the inability of the parties to agree on the terms of a contract, e.g. in conjunction with a purchase where there is a dispute regarding the price agreed for a particular item, the lawful ownership of an object or liability for damages. A family law dispute could involve divorce proceedings, custody of children, child maintenance and paternity.

The district courts also consist of land and environment courts, which judge cases concerning *property*, cases relating to the *Planning and Building Act* and *environmental* cases. This means that the land and environment courts adjudicate in cases such as leasehold rights, environmentally hazardous activities, permits, compensation for expropriation, environmental damages, water operations etc. The Land and Environment Court of Appeal is located at the Svea Court of Appeal, to handle appealed cases from the land and environment courts.

The Swedish adjudication of intellectual property law, competition law and marketing law cases as well as matters are handled by the Patent and Market Court and the Patent and Market Court of Appeal. As a court of first instance, the Patent and Market Court is a division of Stockholm District Court. Judgments and decisions reached by the Patent and Market Court can be appealed to the Patent and Market Court of Appeal, which is a division of Svea Court of Appeal. They handle *criminal cases*, *civil cases* and *other cases* that are related to patent and market.

A number of matters are processed and determined by the district courts, such as *distrain cases*, which mainly consist of appeals against seizure orders, *debt management* and *bankruptcies*.

## **Determination of cases and matters in the district court**

At a main hearing in a crime case, the general rule is that the court should consist of one legally trained judge and three lay judges.

Law clerks also serve in the district courts and after a certain period of service they are usually appointed to adjudicate regularly in less complicated cases such as traffic offences.

At a main hearing in a civil case, the general rule is that the court should consist of three legally trained judges, although there are several exceptions to this. In certain family law cases, the court consists of one legally trained judge and three lay judges. The court could even consist of a single legally trained judge in those instances where the hearing takes the form of a simplified procedure, if the parties have granted their consent or if the case is of a less complicated nature.

A case can be determined in different ways, such as through a judgement which is the court's decision on the issue in the case. It can also be determined through a decision, by which a court concludes its consideration of the case without a judgement. Examples of decisions are cancellations and rejections of cases. Both civil and criminal cases can in certain instances be determined on the basis of documentary evidence, whereby the court acquaints itself with the documents and written evidence presented.

Whilst many criminal cases are determined following a main hearing this is less common for the civil cases.

The district court also examines the question of compulsory powers in criminal cases, such as when a public prosecutor asks for a suspect to be remanded in custody. In a custody hearing the court decides whether the suspect will be detained or released.

As a rule, district court judgments can be appealed to a court of appeal.

## **The courts of appeal**

Cases filed at the courts of appeal are classified as *civil cases*, *criminal cases* or *other cases*. Other cases include appeals from the district courts, the rent and tenancy tribunal and the Patent and Market Court, as well as specific decisions taken before or during the hearing at the district court, e.g. remanding a defendant in custody or the replacement of a public defence counsel. Svea Hovrätt, the Land and Environment Court of Appeal, also handles appealed cases concerning *property*, cases relating to the *Planning and Building Act* and *environmental cases*.

Leave to appeal is required for a court of appeal to examine a judgment or decision of a district court. It is also required for such appeals in civil cases. As regards criminal cases, leave to appeal is required in any appeal where the defendant has only been fined or has been acquitted, when the maximum punishment applicable to the crime is six months' imprisonment or when the appeal relates only to the part of the judgment dealing with compensation.

Leave to appeal may be granted only when the court of appeal is in doubt regarding the correctness of the judgment in the district court, if it is necessary for the court of appeal to determine whether the district court judgment is correct, if an appeal to a higher court constitutes a precedent, or if there are pressing reasons.

## **Case determination at the courts of appeal**

At the main hearing in a civil case, the general rule is that the court must comprise three legally trained judges. If the case to be examined has already been adjudicated by this number at the district court, the court must comprise at least four legally trained judges. In criminal cases the

general rule is that the court must comprise three legally trained judges and two lay judges at the main hearing.

The majority of civil cases are determined in a court of appeal without a main hearing. The rules in the Code of Judicial Procedure state that a case can be determined without a main hearing if the matter can be examined satisfactorily and the parties have requested that it be determined in this way. The court of appeal can also adjudicate in a criminal case without a main hearing, although many criminal cases are determined after a main hearing.

### **The Supreme Court**

The Supreme Court examines cases that come to it on appeal from one of the six courts of appeal. The majority of cases require leave to appeal. The general rule is that leave is only granted if the judgment or decision of the Supreme Court could be an important precedent. Only a few per cent of the cases referred to the Supreme Court are granted leave to appeal. The Parliamentary Ombudsman (JO) and the Chancellor of Justice (JK) have the right to refer a case that is the subject of public prosecution to the Supreme Court, without leave to appeal.

The cases are divided into three categories: *B-cases*, *T-cases* and *Ö-cases*, that is criminal cases, civil cases and other cases. Appealed cases from the Land and Environment Court of Appeal and the Patent and Market Court of Appeal are also included in these categories.

The majority of cases are decided on the basis of documentation following a presentation by the judge referee responsible for the processing, although oral hearings with the parties also take place.

The supreme court determines their own operational targets. These targets are measured as turnaround times for determined cases and are measured at the 90<sup>th</sup> percentile. This means that 90 percent of the cases should have the target turnaround time or less.

### **Case determination at the Supreme Court**

Cases in the Supreme Court are decided by the Justices of the Supreme Court and when a case is to be examined, five or a maximum of seven justices are present. If the matter to be examined is of a less complicated nature only three justices take part. If the result conflicts with a previous ruling by this court then the matter must be referred to a plenum, which consists of all the justices. The matter of leave to appeal is decided by one or three justices.

The cases are often determined through a final order but can also be determined through a verdict.




**Table 1.1**  
**District courts**  
**Cases filed, determined and pending 2018–2022**

	Year				
	2018	2019	2020	2021	2022
<b>Cases filed</b>					
FT cases <sup>1</sup>	20 480	23 211	19 739	19 032	17 613
Joint petitions <sup>2</sup>	21 599	22 461	22 763	19 977	19 577
Other family cases	19 890	18 868	18 268	17 259	15 684
Other civil cases	23 648	25 680	24 597	27 890	27 437
<b>Total civil cases</b>	<b>85 617</b>	<b>90 220</b>	<b>85 367</b>	<b>84 158</b>	<b>80 311</b>
<b>Total criminal cases</b>	<b>97 456</b>	<b>104 286</b>	<b>119 921</b>	<b>122 399</b>	<b>122 013</b>
Property cases	2 005	1 684	1 641	1 458	1 387
Environmental cases	2 836	2 909	2 987	3 052	3 249
Cases relating to the Planning and Building Act	2 312	2 642	2 664	2 326	2 669
<b>Total</b>	<b>190 226</b>	<b>201 741</b>	<b>212 580</b>	<b>213 393</b>	<b>209 629</b>
<b>Cases determined</b>					
FT cases <sup>1</sup>	19 397	21 391	21 390	19 952	17 080
Joint petitions <sup>2</sup>	21 438	21 941	22 699	21 322	19 540
Other family cases	19 847	19 232	18 560	18 103	16 892
Other civil cases	23 217	25 476	24 475	27 912	27 813
<b>Total civil cases</b>	<b>83 899</b>	<b>88 040</b>	<b>87 124</b>	<b>87 289</b>	<b>81 325</b>
<b>Total criminal cases</b>	<b>93 024</b>	<b>100 552</b>	<b>115 038</b>	<b>121 925</b>	<b>122 733</b>
Property cases	1 602	1 850	1 825	1 438	1 387
Environmental cases	2 706	2 987	2 879	3 032	3 222
Cases relating to the Planning and Building Act	2 264	2 536	2 636	2 399	2 607
<b>Total</b>	<b>183 495</b>	<b>195 965</b>	<b>209 502</b>	<b>216 083</b>	<b>211 274</b>

	2018	2019	2020	2021	2022
<b>Cases pending</b>					
FT cases <sup>1</sup>	5 906	7 645	5 910	4 895	5 365
Joint petitions <sup>2</sup>	8 855	9 220	9 142	7 687	7 638
Other family cases	11 206	10 950	10 772	10 022	8 893
Other civil cases	11 300	11 564	11 731	11 768	11 453
<b>Total civil cases</b>	<b>37 267</b>	<b>39 379</b>	<b>37 555</b>	<b>34 372</b>	<b>33 349</b>
<b>Total criminal cases</b>	<b>38 773</b>	<b>42 330</b>	<b>47 065</b>	<b>47 420</b>	<b>46 623</b>
Property cases	1 062	897	714	720	725
Environmental cases	1 672	1 603	1 712	1 731	1 771
Cases relating to the Planning and Building Act	857	959	988	925	989
<b>Total</b>	<b>79 631</b>	<b>85 168</b>	<b>88 034</b>	<b>85 168</b>	<b>83 457</b>

<sup>1</sup>Civil cases where the amount claimed does not exceed half a base amount and where the case is always determined by a single judge.

<sup>2</sup> For divorce, dissolution of civil partnership and custody of children.

 Official Statistics of Sweden

**Table 1.2a**  
**District courts**  
**Cases filed, determined and pending in 2022, individual district courts**

District court		FT cases <sup>1</sup>	Joint petitions <sup>2</sup>	Other family cases	Other civil cases	Criminal cases	Total
Alingsås	Filed	140	293	162	209	1 053	1 857
	Determined	165	290	170	241	1 057	1 923
	Pending	30	119	110	90	474	823
Attunda	Filed	1 621	1 043	761	1 786	4 955	10 166
	Determined	1 587	1 081	831	1 929	5 053	10 481
	Pending	641	489	506	847	2 061	4 544
Blekinge	Filed	221	265	212	310	1 663	2 671
	Determined	217	265	224	312	1 630	2 648
	Pending	54	97	119	115	670	1 055
Borås	Filed	308	385	327	504	1 980	3 504
	Determined	290	369	344	444	1 999	3 446
	Pending	80	166	189	218	615	1 268
Eksjö	Filed	167	191	161	195	1 162	1 876
	Determined	163	196	179	206	1 247	1 991
	Pending	20	73	65	35	326	519

Eskilstuna	Filed	215	305	290	461	2 014	3 285
	Determined	223	306	281	457	2 119	3 386
	Pending	51	123	178	173	949	1 474
Falun	Filed	247	378	301	398	2 195	3 519
	Determined	247	358	323	380	2 080	3 388
	Pending	68	140	182	192	1 434	2 016
Gotland	Filed	56	70	49	97	810	1 082
	Determined	56	68	59	100	795	1 078
	Pending	12	31	26	35	225	329
Gällivare	Filed	38	66	45	71	438	658
	Determined	26	65	52	70	421	634
	Pending	18	29	28	34	140	249
Gävle	Filed	242	338	205	369	2 134	3 288
	Determined	227	332	250	355	2 190	3 354
	Pending	68	140	118	136	648	1 110
Gothenburg	Filed	1 745	1 451	1 284	2 184	10 158	16 822
	Determined	1 577	1 490	1 366	2 180	10 226	16 839
	Pending	709	540	715	1 068	3 896	6 928
Halmstad	Filed	219	259	188	480	1 413	2 559
	Determined	229	270	197	460	1 395	2 551
	Pending	44	89	106	162	545	946
Haparanda	Filed	39	54	43	63	428	627
	Determined	48	48	50	89	406	641
	Pending	6	21	28	16	157	228
Helsingborg	Filed	552	604	487	940	3 636	6 219
	Determined	487	618	510	907	3 819	6 341
	Pending	172	216	260	298	1 106	2 052
Hudiksvall	Filed	135	206	182	161	1 648	2 332
	Determined	117	189	181	143	1 583	2 213
	Pending	59	98	101	103	593	954
Hässleholm	Filed	95	102	96	188	594	1 075
	Determined	98	122	103	189	549	1 061
	Pending	34	37	65	61	271	468
Jönköping	Filed	290	369	337	492	2 428	3 916
	Determined	307	366	364	483	2 570	4 090
	Pending	64	159	159	178	706	1 266
Kalmar	Filed	291	385	249	460	2 432	3 817
	Determined	249	383	275	435	2 147	3 489
	Pending	117	156	156	207	1 375	2 011
Kristianstad	Filed	205	193	171	305	1 376	2 250
	Determined	185	214	213	298	1 456	2 366
	Pending	70	65	80	107	503	825
Linköping	Filed	267	405	345	451	2 557	4 025
	Determined	282	386	393	482	2 578	4 121
	Pending	74	171	177	210	1 062	1 694
Luleå	Filed	206	299	184	283	1 862	2 834
	Determined	213	260	185	246	1 885	2 789
	Pending	55	129	121	136	587	1 028

Lund	Filed	413	557	432	707	2 833	4 942
	Determined	396	531	485	684	2 985	5 081
	Pending	104	236	231	263	872	1 706
Lycksele	Filed	29	35	32	43	385	524
	Determined	34	35	38	49	382	538
	Pending	3	13	14	14	97	141
Malmö	Filed	778	888	835	1 205	6 486	10 192
	Determined	735	877	882	1 232	6 805	10 531
	Pending	213	336	419	501	2 436	3 905
Mora	Filed	67	109	88	87	878	1 229
	Determined	83	98	85	105	832	1 203
	Pending	10	37	42	26	294	409
Nacka	Filed	331	412	280	538	1 690	3 251
	Determined	332	405	284	586	1 747	3 354
	Pending	90	178	171	233	498	1 170
Norrköping	Filed	284	317	316	467	1 972	3 356
	Determined	266	309	309	447	1 794	3 125
	Pending	82	146	191	203	797	1 419
Norrtälje	Filed	81	101	112	171	851	1 316
	Determined	82	102	117	198	873	1 372
	Pending	22	40	51	68	230	411
Nyköping	Filed	307	320	272	346	1 872	3 117
	Determined	336	307	301	324	1 829	3 097
	Pending	28	131	110	91	504	864
Skaraborg	Filed	236	431	304	340	2 573	3 884
	Determined	227	420	318	372	2 562	3 899
	Pending	66	183	194	174	911	1 528
Skellefteå	Filed	60	113	99	85	628	985
	Determined	54	117	104	81	610	966
	Pending	19	43	47	37	249	395
Solna	Filed	988	815	825	1 649	5 269	9 546
	Determined	999	807	932	1 861	5 215	9 814
	Pending	307	307	444	644	1 832	3 534
Stockholm	Filed	1 152	1 626	879	2 741	9 044	15 442
	Determined	1 120	1 606	998	2 740	8 690	15 154
	Pending	254	276	297	1 141	2 838	4 806
Sundsvall	Filed	181	243	157	199	1 807	2 587
	Determined	184	236	171	245	1 728	2 564
	Pending	45	96	95	86	694	1 016
Södertälje	Filed	328	240	255	561	1 732	3 116
	Determined	332	254	237	571	1 740	3 134
	Pending	61	79	130	144	425	839
Södertörn	Filed	1 482	1 354	1 211	2 726	9 246	16 019
	Determined	1 548	1 355	1 300	2 888	9 630	16 721
	Pending	317	530	631	729	2 449	4 656
Uddevalla	Filed	216	299	225	339	1 459	2 538
	Determined	237	308	275	312	1 283	2 415
	Pending	89	129	142	264	1 180	1 804


Umeå	Filed	140	223	149	208	1 728	2 448
	Determined	139	226	159	207	1 698	2 429
	Pending	25	93	67	71	495	751
Uppsala	Filed	565	737	611	1 026	4 899	7 838
	Determined	551	696	638	1 001	4 760	7 646
	Pending	179	306	320	390	2 277	3 472
Varberg	Filed	178	321	191	327	1 343	2 360
	Determined	197	331	217	313	1 453	2 511
	Pending	46	117	109	174	510	956
Vänersborg	Filed	182	240	224	329	1 528	2 503
	Determined	162	264	290	286	1 562	2 564
	Pending	107	96	156	250	820	1 429
Värmland	Filed	337	478	337	438	3 179	4 769
	Determined	298	494	356	416	3 163	4 727
	Pending	121	187	230	224	1 613	2 375
Västmanland	Filed	407	519	451	704	3 308	5 389
	Determined	371	532	480	671	3 134	5 188
	Pending	133	215	254	265	1 350	2 217
Växjö	Filed	261	324	288	369	2 256	3 498
	Determined	240	334	301	362	2 193	3 430
	Pending	79	145	155	123	563	1 065
Ystad	Filed	459	342	223	329	1 580	2 933
	Determined	325	336	222	339	1 702	2 924
	Pending	220	127	137	193	638	1 315
Ängermanland	Filed	150	174	154	158	1 305	1 941
	Determined	148	172	182	158	1 367	2 027
	Pending	37	81	85	86	560	849
Örebro	Filed	469	511	498	697	3 438	5 613
	Determined	451	540	495	686	4 007	6 179
	Pending	124	212	268	279	1 323	2 206
Östersund	Filed	233	187	157	241	1 788	2 606
	Determined	240	172	166	273	1 784	2 635
	Pending	41	82	88	60	698	969

<sup>1</sup>Civil cases where the amount claimed does not exceed half a base amount and where the case is always determined by a single judge.

<sup>2</sup> For divorce, dissolution of civil partnership and custody of children.

**Table 1.2b**  
**Cases filed, determined and pending in 2022, individual Land and environment courts**

Land and environment courts		Property cases	Environmental cases	Cases relating to the Planning and Building Act	Total
Nacka	Filed	579	1 148	940	<b>2 667</b>
	Determined	615	1 131	915	<b>2 661</b>
	Pending	190	479	315	<b>984</b>
Umeå	Filed	97	229	80	<b>406</b>
	Determined	83	186	91	<b>360</b>
	Pending	65	186	36	<b>287</b>
Vänersborg	Filed	273	757	746	<b>1 776</b>
	Determined	286	762	734	<b>1 782</b>
	Pending	194	430	293	<b>917</b>
Växjö	Filed	320	802	784	<b>1 906</b>
	Determined	290	857	730	<b>1 877</b>
	Pending	210	438	303	<b>951</b>
Östersund	Filed	118	313	119	<b>550</b>
	Determined	113	286	137	<b>536</b>
	Pending	51	206	36	<b>293</b>

 Official Statistics of Sweden

**Table 1.2c**  
**Cases filed, determined and pending in 2022, Land and environment courts**

Land and environment courts <sup>1</sup>	2020	2021	2022
	<b>Cases filed</b>		
Environmental cases	2 987	3 053	3 249
- of which first instance cases	734	739	798
- of which appealed cases	1 989	2 061	2 223
- of which electricity cases	28	21	32
- of which water services cases	194	185	140
- of which environmental matters	42	47	56
Property cases	1 627	1 464	1 387
- of which first instance cases	255	420	301
- of which appealed cases	1 372	1 044	1 086
Cases relating to the Planning and Building Act	2 675	2 328	2 669
- of which first instance cases	174	130	98
- of which appealed cases	2 501	2 198	2 571
<b>Total</b>	<b>7 289</b>	<b>6 845</b>	<b>7 305</b>

<b>Cases determined</b>			
Environmental cases	2 881	3 022	3 222
- of which first instance cases	706	768	787
- of which appealed cases	1 947	1 940	2 194
- of which electricity cases	27	22	32
- of which water services cases	168	242	158
- of which environmental matters	33	50	51
Property cases	1 819	1 439	1 387
- of which first instance cases	231	340	358
- of which appealed cases	1 588	1 099	1 029
Cases relating to the Planning and Building Act	2 643	2 399	2 607
- of which first instance cases	162	142	121
- of which appealed cases	2 481	2 257	2 486
<b>Total</b>	<b>7 343</b>	<b>6 860</b>	<b>7 216</b>

<b>Cases pending</b>			
Environmental cases	1 713	1 744	1 771
- of which first instance cases	826	797	808
- of which appealed cases	714	835	864
- of which electricity cases	9	8	8
- of which water services cases	147	90	72
- of which environmental matters	17	14	19
Property cases	700	725	725
- of which first instance cases	226	306	249
- of which appealed cases	474	419	476
Cases relating to the Planning and Building Act	998	927	989
- of which first instance cases	76	64	41
- of which appealed cases	922	863	948
<b>Total</b>	<b>3 411</b>	<b>3 396</b>	<b>3 485</b>

<sup>1</sup> Cases at the Land and environment courts are included in table 1.2b but due to a new extract of data in 2023 to get this more detailed division of the cases, there is a minor discrepancy compared to previous years presented in table 1.2b.

**Table 1.2d****Cases filed, determined and pending in 2022, The Patent and Market Court**

<b>The Patent and Market Court <sup>1</sup></b>	<b>2017</b>	<b>2018</b>	<b>2019</b>	<b>2020</b>	<b>2021</b>	<b>2022</b>
Filed cases and matters	358	376	394	387	254	184
Determined cases and matters	370	434	426	402	281	213
Pending cases and matters	285	227	193	187	157	128

<sup>1</sup> The Patent and Market Court's cases and matters are included in the tables for districts courts. As a court of first instance, the Patent and Market Court is a division of Stockholm District Court.

 Official Statistics of Sweden

**Table 1.3****District courts****Bankruptcies and court matters 2018–2022**

	Year				
	2018	2019	2020	2021	2022
<b>Bankruptcy applications</b>					
Filed	10 730	10 857	9 995	9 090	9 557
<b>Bankruptcies</b>					
Concluded <sup>1</sup>	7 271	7 617	8 552	7 244	7 516
Pending <sup>2</sup>	8 840	9 230	8 567	8 321	8 222
<b>Court matters</b>					
Filed	49 187	51 778	54 349	55 412	55 887
Determined	48 632	51 083	54 865	54 560	55 557
Pending	11 910	12 586	12 113	12 975	13 316


<sup>1</sup>Bankruptcies concluded due to dismissal or rescission of a bankruptcy judgment or a decision that results in a composition arrangement.

<sup>2</sup>Pending bankruptcies: a decision to declare bankruptcy has been made but the bankruptcy is not concluded yet, therefore pending bankruptcies can not be compared to the number of filed bankruptcy applications.

 Official Statistics of Sweden

**Table 1.4****District courts****Determined cases following a main hearing, 2018-2022**

	Year				
	2018	2019	2020	2021	2022
Percentage of cases determined following a main hearing	26%	25%	24%	26%	26%
Number of cases determined following a main hearing	48 250	48 915	50 373	55 418	54 954

 Official Statistics of Sweden



**Table 1.5**  
**District courts**  
**Civil cases<sup>1</sup> 2018–2022**

	Year				
	2018	2019	2020	2021	2022
Percentage of cases determined following a hearing	28%	27%	26%	28%	27%
Percentage of cases determined by three judges	0,9%	1,1%	0,6%	0,9%	0,8%
Percentage of cases determined by judges and lay judges	2,7%	2,7%	2,7%	2,7%	2,9%
Percentage of cases where the hearing time exceeds six hours <sup>2</sup>	10,5%	10,9%	10,7%	10,6%	11,6%
Percentage of cases where the hearing time exceeds twelve hours <sup>2</sup>	2,5%	2,8%	2,8%	2,5%	2,7%
Average hearing time in cases determined after a hearing (hours per case)	2,60	2,70	2,61	2,58	2,66
Percentage of cases <sup>3</sup> determined through a judgment	30%	30%	30%	30%	27%
Percentage of cases <sup>3</sup> determined by a default judgment <sup>4</sup>	29%	33%	32%	36%	41%
Percentage of cases <sup>3</sup> determined through a final decision	40%	37%	39%	34%	32%
- of which rejected and transferred <sup>5</sup>	40%	40%	37%	42%	41%
Percentage of cases <sup>3</sup> determined in a different manner	1,0%	0,0%	0,0%	0,0%	0,0%
Percentage of litigious family cases determined through a judgment	76%	75%	75%	75%	73%
Percentage of litigious family cases determined through a final decision	24%	25%	25%	25%	27%
- of which rejected and transferred <sup>5</sup>	32%	34%	36%	34%	39%
Percentage of litigious family cases determined in a different manner	0,0%	0,0%	0,1%	0,1%	0,1%

<sup>1</sup> Excluding joint petitions for divorce, dissolution of civil partnership and custody of children.

<sup>2</sup> The numbers are since 2019 corrected due to a previous miscalculation.

<sup>3</sup> Excluding litigious family cases.

<sup>4</sup> A default judgment is delivered despite the absence of a called litigant during a hearing or the absence of a written reply to a charge.

<sup>5</sup> Rejected litigious cases are often cases where litigants have failed to pay the requested fee to start their case. Transferred cases have been registered at a wrong court and are therefore transferred to another court to be dealt with. These cases generally have significantly low turnaround times.

**Table 1.6**  
**District courts**  
**Civil cases determined according to family law 2018–2022**

	Year				
	2018	2019	2020	2021	2022
Joint petitions for divorce	21 185	21 686	22 486	21 098	19 344
of which dismissed	1 649	1 614	1 833	2 211	1 944
of which dismissed and else <sup>1</sup>	3 192	3 326	3 850	4 130	3 881
Divorce petitions	9 329	9 743	9 460	9 131	8 474
of which dismissed	1 701	1 635	1 541	1 593	1 479
of which dismissed and else <sup>1</sup>	2 727	2 745	2 716	2 710	2 588
Paternity and maternity cases <sup>2</sup>	1 460	1 553	1 490	1 198	1 158
of which dismissed	112	124	112	122	112
Petitions for custody of children <sup>3</sup>	7 327	6 306	5 988	6 066	6 115
of which dismissed	959	900	872	816	868

<sup>1</sup>"of which dismissed and else" is a calculated sum of all decided cases with the outcome dismissed, rejected, surrendered and expired.

<sup>3</sup> Includes since 2022 also maternity cases.

<sup>2</sup> Includes visitation and accomodation. Can be a dispute between private individuals or where the Social Welfare Board is the plaintiff's party. These cases can not be distinguished.

**Table 1.7**  
**District courts**  
**Criminal cases 2018–2022**

	Year				
	2018	2019	2020	2021	2022
Number of determined priority cases (criminal cases involving a detained person or a defendant under 18 years of age) <sup>2</sup>	10 068	10 507	11 053	10 656	10 389
Percentage of priority cases (criminal cases involving a detained person or a defendant under 18 years of age) <sup>2</sup>	11%	10%	10%	9%	8%
Percentage of cases with a remand hearing	8,0%	7,8%	7,0%	6,1%	5,8%
Percentage of cancelled main hearings	21,4%	20,5%	24,1%	21,9%	20,3%
Percentage of cases determined by judges and lay judges	47,4%	44,2%	39,3%	40,4%	40,5%
Percentage of cases with more than one defendant that were determined through a judgment	6,9%	6,5%	6,1%	6,1%	5,6%
Average number of defendants in cases determined through a judgment	1,09	1,09	1,08	1,08	1,08
Percentage of cases where the hearing time exceeds six hours <sup>1</sup>	6,9%	7,6%	7,6%	7,4%	7,2%
Percentage of cases where the hearing time exceeds twelve hours <sup>1</sup>	2,2%	2,5%	2,5%	2,4%	2,2%
Average time in cases decided following a hearing (hours per case)	2,06	2,15	2,15	2,12	2,07
Percentage of cases determined through a judgment	64,0%	61,9%	59,9%	61,5%	63,0%
- of which determined following a main hearing	72,4%	70,1%	66,3%	66,9%	64,4%
Percentage of cases determined through a final decision	35,0%	37,2%	39,3%	37,9%	36,4%
Percentage of cases determined in a different manner	1,0%	0,9%	0,8%	0,7%	0,5%
Number of cases determined through a judgment	59 692	62 255	68 854	74 924	77 442
- of which determined following a main hearing	43 229	43 650	45 643	50 127	49 904
Number of cases determined through a final decision	32 616	37 428	45 241	46 156	44 742
Number of cases determined in a different manner	716	869	943	845	668

<sup>1</sup> The numbers for 2022 were extracted from the statistics system about two weeks after other data was extracted, therefore a minor discrepancy can be observed at district courts for decided criminal cases.

<sup>2</sup> The definition of priority cases was altered in 2022, therefore the data for previous years 2018-2021 was updated in 2022.

**Table 1.8**  
**District courts**  
**Turnaround times for criminal cases involving juveniles according to the letter of appropriation by the government, 2018–2022**

		Year <sup>4</sup>				
		2018	2019	2020	2021	2022
<b>Total</b>	<b>Number of criminal cases involving juveniles determined<sup>1,5</sup></b>	<b>10 578</b>	<b>11 290</b>	<b>12 498</b>	<b>12 099</b>	<b>12 044</b>
	<b>Median turnaround time (months)<sup>2</sup></b>	<b>1,5</b>	<b>1,5</b>	<b>1,4</b>	<b>1,3</b>	<b>1,2</b>
	<b>75th percentile turnaround time (months)<sup>3</sup></b>	<b>2,8</b>	<b>2,8</b>	<b>2,8</b>	<b>2,8</b>	<b>2,4</b>
of which 15-17 years old	Number of criminal cases involving juveniles determined	4 078	4 206	4 540	4 606	4 427
	Median turnaround time (months)	0,8	0,8	0,8	0,8	0,8
	75th percentile turnaround time (months)	1,5	1,4	1,4	1,6	1,5
of which 18-20 years old	Number of criminal cases involving juveniles determined	6 925	7 502	8 385	7 896	7 977
	Median turnaround time (months)	2,0	2,0	1,9	1,7	1,6
	75th percentile turnaround time (months)	3,4	3,5	3,5	3,5	3

<sup>1</sup>Criminal cases involving juveniles are cases where at least one defendant is under 21 years of age.

<sup>2</sup> Median is the middle value after the numbers has been arranged in ascending order.

<sup>3</sup> 75th percentile indicates how long it takes to determine 75 % of the incoming cases.

<sup>4</sup> Since 2019 the date for electronic summons application indictment is used as a starting measure point for criminal cases in district courts, previously this date was collected somewhat manually. The numbers for previous years are corrected.


<sup>5</sup> Since 2022 a case can count as both U18 and U21. Before then it was only counted as U18. Total amount of juvenile cases consists of unique cases. The definition of juvenile cases has been changed for defendants under the age of 18 as a requirement for an indictment has been added. The numbers for previous years are corrected.

**Table 1.9**  
**Courts of appeal**  
**Cases filed, determined and pending 2018–2022**

	År				
	2018	2019	2020	2021	2022
<b>Cases filed</b>					
Criminal cases	9 234	10 087	10 767	12 053	13 266
Civil cases	2 807	2 891	2 935	3 153	3 136
Other cases	13 139	14 502	15 646	16 594	16 087
Environmental cases	866	1 016	948	936	1 076
Property cases	260	350	402	337	328
Cases relating to the Planning and Building Act	978	1 194	1 246	1 193	1 158
<b>Total</b>	<b>27 284</b>	<b>30 040</b>	<b>31 944</b>	<b>34 266</b>	<b>35 051</b>
<b>Cases determined</b>					
Criminal cases	8 811	9 641	9 953	11 137	12 960
Civil cases	2 855	2 757	2 824	3 174	3 211
Other cases	13 380	14 131	15 637	16 475	16 493
Environmental cases	909	857	1 017	955	1 000
Property cases	266	308	359	352	353
Cases relating to the Planning and Building Act	942	1 061	1 253	1 188	1 128
<b>Total</b>	<b>27 163</b>	<b>28 755</b>	<b>31 043</b>	<b>33 281</b>	<b>35 145</b>
<b>Cases pending</b>					
Criminal cases	3 025	3 456	4 258	5 165	5 465
Civil cases	756	884	993	968	894
Other cases	1 274	1 649	1 667	1 795	1 400
Environmental cases	252	412	343	323	399
Property cases	83	125	170	155	129
Cases relating to the Planning and Building Act	284	417	410	417	448
<b>Total</b>	<b>5 674</b>	<b>6 943</b>	<b>7 841</b>	<b>8 823</b>	<b>8 735</b>

**Table 1.10a**  
**Cases filed, determined and pending in 2022, individual courts of appeal**

Court of appeal		Criminal cases	Civil cases	Other cases	Environmental cases	Property cases	Cases relating to the Planning and Building Act	Total
Göta Court of Appeal	Filed	1 954	456	2 526	-	-	-	4 936
	Determined	1 966	457	2 529	-	-	-	4 952
	Pending	638	107	128	-	-	-	873
Court of Appeal for Lower Norrland	Filed	885	181	969	-	-	-	2 035
	Determined	722	195	1 065	-	-	-	1 982
	Pending	668	55	226	-	-	-	949
Court of Appeal for Western Sweden	Filed	2 599	615	3 146	-	-	-	6 360
	Determined	2 506	597	3 234	-	-	-	6 337
	Pending	853	128	225	-	-	-	1 206
Court of Appeal for Upper Norrland	Filed	656	120	546	-	-	-	1 322
	Determined	606	121	567	-	-	-	1 294
	Pending	196	31	46	-	-	-	273
Court of Appeal for Skåne and Blekinge	Filed	1 988	425	2 356	-	-	-	4 769
	Determined	1 972	445	2 351	-	-	-	4 768
	Pending	444	50	100	-	-	-	594
Svea Court of Appeal	Filed	5 184	1 339	6 544	1 076	328	1 158	15 629
	Determined	5 188	1 396	6 747	1 000	353	1 128	15 812
	Pending	2 666	523	675	399	129	448	4 840

 Official Statistics of Sweden

**Table 1.10b**  
**Cases and matters filed, determined and pending at The Patent and Market Court of Appeal**

The Patent and Market Court of Appeal <sup>1</sup>	2020	2021	2022
Filed cases and matters	86	73	57
Determined cases and matters	90	79	57
Pending cases and matters	47	44	44

<sup>1</sup> The Patent and Market Court of Appeal's cases and matters are included in other tables regarding Courts of appeal. The Patent and Market Court of Appeal is a division of Svea Court of Appeal. They handle criminal cases, civil cases and other cases that are related to patent and market.

 Official Statistics of Sweden

**Table 1.11**  
**Courts of appeal**  
**Cases determined 2018–2022**

	Year				
	2018	2019	2020	2021	2022
<b>Criminal cases</b>					
Percentage of priority cases (criminal cases involving a detained person or a defendant under 18 years of age)	27%	28%	29,7%	27,5%	24,2%
Percentage of cases determined by judges and lay judges	53,3%	50,3%	44,7%	41,9%	40,3%
Percentage of cases determined following a main hearing <sup>1</sup>	59,8%	67,4%	72,9%	74,1%	73,0%
Percentage of cases determined by judgment	72%	71%	70,5%	70,3%	69,4%
Average hearing time in cases determined following a hearing (hours per case)	4,91	4,36	4,20	4,27	3,97
Average hearing time for all criminal cases (hours per case)	2,6	2,7	2,9	3,0	2,7
<b>Civil cases</b>					
Percentage of cases determined by judges and lay judges	5,0%	3,8%	3,8%	3,5%	3,6%
Percentage of cases determined following a main hearing <sup>1</sup>	15,9%	15,2%	15,5%	15,7%	17,3%
Percentage of cases determined by judgment	23%	19%	18,5%	18,9%	18,8%
Average hearing time in cases determined following a hearing (hours per case)	8,02	8,77	6,14	6,69	6,05
Average hearing time for all civil cases (hours per case)	1,1	1,1	0,8	0,9	0,9
<b>Environmental cases</b>					
Percentage of cases determined following a main hearing <sup>1</sup>	2,6%	2,6%	1,5%	1,6%	1,1%
<b>Property cases</b>					
Percentage of cases determined following a main hearing <sup>1</sup>	0,4%	1,3%	0,3%	-	1,1%

<sup>1</sup>A change was made in this calculation beginning from year 2022, numbers for previous years have therefore been corrected.

**Table 1.12**  
**Courts of appeal**  
**Frequency of amendment in civil and criminal cases 2022**


	Number of determined cases	of which amended	
		number	percentage
<b>Criminal cases</b>	12 960	4 373	33,7%
<b>Civil cases</b>	3 211	618	19,2%
<b>Total criminal and civil cases</b>	<b>16 171</b>	<b>4 991</b>	<b>30,9%</b>
<b>Total cases</b>	<b>35 145</b>	<b>7 544</b>	<b>21,5%</b>
<b>Judgment in criminal cases appealed to the court of appeal by the</b>			
Public prosecutor and defendant	1 322	699	52,9%
Public prosecutor	857	591	69,0%
Defendant	9 612	2 470	25,7%
Other <sup>1</sup>	1 169	613	52,4%
<b>Total</b>	<b>12 960</b>	<b>4 373</b>	<b>33,7%</b>

<sup>1</sup>Other: injured party, public defence, counsel for an injured party or guardian.

 Official Statistics of Sweden

**Table 1.13**  
**Courts of appeal**  
**Frequency of appeal 2018–2022, percentage of cases appealed from district courts to courts of appeal**

	Year				
	2018	2019	2020	2021	2022
Criminal cases	10%	10%	9%	10%	11%
Civil cases	4%	4%	5%	5%	5%
Total criminal and civil cases	<b>8%</b>	<b>8%</b>	<b>8%</b>	<b>8%</b>	<b>9%</b>
<b>Total (all cases)</b>	<b>15%</b>	<b>15%</b>	<b>15%</b>	<b>16%</b>	<b>17%</b>

 Official Statistics of Sweden



**Table 1.14**  
**Courts of appeal**  
**Turnaround times for criminal cases involving juveniles according to the letter of appropriation by the government, 2018–2022**

		Year				
		2018	2019	2020	2021	2022
<b>Total</b>	Number of criminal cases involving juveniles determined <sup>1,3</sup>	1 157	1 375	1 611	1 690	1 765
	Median turnaround time (months) <sup>2</sup>	1,6	1,7	1,6	1,7	1,7
	75th percentile turnaround time (months) <sup>3</sup>	3,5	3,7	3,4	3,6	3,6
of which 15-17 years old	Number of criminal cases involving juveniles determined	541	600	752	791	829
	Median turnaround time (months)	1,4	1,4	1,3	1,4	1,4
	75th percentile turnaround time (months)	1,7	1,8	1,7	1,8	1,7
of which 18-20 years old	Number of criminal cases involving juveniles determined	616	775	859	899	936
	Median turnaround time (months)	2,7	2,7	2,5	2,9	2,9
	75th percentile turnaround time (months)	5,2	5,4	5,3	5,6	6,5

<sup>1</sup>Criminal cases involving juveniles are cases where at least one defendant is under 21 years of age

<sup>2</sup> Median is the middle value after the numbers has been arranged in ascending order.


<sup>3</sup>75th percentile indicates how long it takes to determine 75 % of the incoming cases

 Official Statistics of Sweden

**Tabell 1.15**  
**The Supreme Court**  
**Cases filed, determined and pending per category 2018–2022**

	Year				
	2018	2019	2020	2021	2022
<b>Cases filed</b>					
Criminal cases	1 789	2 045	2 236	2 650	3 185
Civil cases	320	277	215	257	256
Other cases	4 099	4 465	4 531	5 206	5 036
<b>Total</b>	<b>6 208</b>	<b>6 787</b>	<b>6 982</b>	<b>8 113</b>	<b>8 477</b>
<b>Cases determined</b>					
Criminal cases	1 796	2 000	2 156	2 591	3 066
Civil cases	306	298	219	245	259
Other cases	4 216	4 290	4 406	4 971	4 868
<b>Total</b>	<b>6 318</b>	<b>6 588</b>	<b>6 781</b>	<b>7 807</b>	<b>8 193</b>

<b>Cases pending</b>					
Criminal cases	147	189	268	327	444
Civil cases	98	78	74	89	87
Other cases	411	576	699	930	1 100
<b>Total</b>	<b>656</b>	<b>843</b>	<b>1 041</b>	<b>1 346</b>	<b>1 631</b>

 Official Statistics of Sweden

**Table 1.16**  
**The Supreme Court**  
**Leave to appeal in determined cases 2018–2022**

	Year				
	2018	2019	2020	2021	2022
Cases in which leave to appeal is granted	143	119	135	140	141
Cases in which leave to appeal is not granted	5 350	5 575	5 934	6 855	7 280
Cases not requiring leave to appeal	825	894	712	812	772
<b>Total cases determined</b>	<b>6 318</b>	<b>6 588</b>	<b>6 781</b>	<b>7 807</b>	<b>8 193</b>

 Official Statistics of Sweden


**Table 1.17**  
**The Supreme Court**  
**Leave to appeal in determined cases per case category, 2022**

	Criminal cases	Civil Cases	Other cases	<b>Total</b>
Cases in which leave to appeal is granted	31	25	85	<b>141</b>
Cases in which leave to appeal is not granted	3 009	231	4 040	<b>7 280</b>
Cases not requiring leave to appeal	26	3	743	<b>772</b>
<b>Total determined cases</b>	<b>3 066</b>	<b>259</b>	<b>4 868</b>	<b>8 193</b>

 Official Statistics of Sweden

**Table 1.18**  
**The Supreme Court**  
**Frequency of appeal 2018–2022, percentage of cases appealed from courts of appeal to the Supreme Court**

	Year				
	2018	2019	2020	2021	2022
Criminal cases	20%	21%	22%	24%	25%
Civil cases	11%	10%	8%	8%	8%
Criminal and civil cases	18%	19%	19%	20%	21%
<b>Total (all cases)</b>	<b>18%</b>	<b>19%</b>	<b>22%</b>	<b>24%</b>	<b>24%</b>

 Official Statistics of Sweden

## 2. Cases at the general administrative courts

### The work of the general administrative courts

The administrative courts handle cases relating to disputes between individuals and public authorities and are arranged under a three-tier system. The first court tier is the administrative court, the second is the administrative court of appeal, and the third and highest is the Supreme Administrative Court. There are twelve administrative courts and four administrative courts of appeal. At the administrative courts in Stockholm, Gothenburg, Malmö and Luleå, there are migration courts that hear alien and citizenship cases as the court of first instance, whilst the Migration Court of Appeal is attached to the Administrative Court of Appeal in Stockholm and is the highest instance for such cases.

The Government has set up operating targets for administrative courts and administrative courts of appeal while the Supreme Administrative Court, in consultation with the Swedish National Courts Administration, sets its own operational targets. These targets are measured as turnaround times for determined cases. The 75th percentile and the 90th percentile indicate how long it takes to determine 75 % as well as 90 % of the cases.

The cases are counted as filed, determined and pending during each year. Pending cases are open cases that the court is working on.

For the operating targets at the administrative courts and administrative courts of appeal priority cases are excluded. These are cases relating to compulsory psychiatric care (*LPT*) and forensic psychiatric care (*LRV*), cases under the Care of Young Persons Act (*LVU*) as well as cases covered by Compulsory Care for Substance Abusers Act (*LVM*).

A case can be determined in different ways, such as through a verdict which is the court's decision on the issue in the case or matter. It can also be determined through a final order, by which a court concludes its consideration of the case without a verdict. Examples of final orders are cancellations and rejections of cases.

### The administrative courts

The administrative courts hear appeals against decisions by an administrative authority or decisions submitted to it by such an authority. They are staffed by judges, law clerks, officials who present the cases and administrative staff. At these courts, lay judges often take part in the judicial process.

*Tax cases* are among the case categories handled by administrative courts following referral when a decision by the tax authorities is appealed. The decisions in question could refer to income assessment or value-added tax.

Certain decisions by a municipal social welfare committee, such as decisions regarding income support, can be appealed to an administrative court. These are shown under the heading '*Cases involving the Social Services Act*'.

*Social insurance* cases involve appeals against decisions by the Social Insurance Agency on matters such as the right to compensation for occupational injuries, sickness benefit, parental payments or car subsidies for the disabled.

*Quantitative cases* concern property taxations, national registration, correctional treatment, driving licenses and study grants.

In cases that fall under the Care of Young Persons Act (*LVU*), the court examines whether children or young people up to eighteen years of age, in certain cases twenty, can be made subject to a compulsory care and protection order outside their parental home.

In cases covered by Compulsory Care for Substance Abusers Act (*LVM*), the court must decide, following an application from the social welfare committee, whether such individuals should receive medical treatment for their abuse even if they withhold consent.

The administrative courts also examine issues relating to compulsory psychiatric care and in other *psychiatric care cases*. The court must decide whether a person is in need of such care, whether a term of compulsory psychiatric care should be extended or whether forensic psychiatric care should be terminated. In such cases the senior consultant involved makes an application to the administrative court, which can also examine various issues following an appeal by the patient. This could, for example, involve deciding whether compulsory care should be stopped or whether a patient should be allowed a period of leave outside the treatment unit.

Administrative courts also handle cases relating to public procurement (*LOU*) and the Utilities Procurement Act (*LUF*). *LUF* regulates procurement for entities operating in the water, energy, transport and postal services sectors.

*Migration cases* involve appeals against decisions mainly made by the Migration Board and could relate to asylum, e.g. a residence permit for a refugee, or Swedish citizenship.

Other cases at the administrative court may relate to the *Animal Welfare Act*, *licences to serve alcoholic beverages* and *testing the legality of the Local Government Act*. Since Sweden joined the EU, cases involving *EU legislation* also arise. Mention can be made, for example, of cases relating to certain agricultural subsidies.

### **Case determination at the administrative courts**

In accordance with the general rule at an administrative court, a legally trained judge and three lay judges adjudicate. In certain matters falling under the Local Government Act two special members participate whilst in property assessment cases a member who has valuation skills may take part. A large number of cases are also determined by a single judge. Law clerks also serve in the administrative courts and after a certain period of service they are usually appointed to adjudicate regularly in less complicated cases concerning for example driving licenses.

As a rule, proceedings are in writing although they may include an oral hearing if it can be assumed to be of benefit to the enquiry or could expedite a decision in the case. If an individual party who is presenting the case requests an oral hearing, this should be granted unless it is deemed unnecessary. In certain cases, e.g., the provision of care for young people or substance abusers, an oral hearing takes place unless it is clearly unnecessary. If, in such cases, an individual party requests such a hearing it should always be granted. Instead of an oral hearing, the cases can be determined after a presentation.

If the plaintiffs are dissatisfied they can lodge an appeal with an administrative court of appeal.

### **The administrative courts of appeal**

The administrative courts of appeal examine cases appealed from the administrative courts. They have the same structure of case categories as the administrative courts.

Many cases require the administrative court of appeal to grant leave to appeal for the appeal to be heard. It may be granted only if it is of importance in guiding the application of the law (precedent) or if there are pressing reasons to hear an appeal (extraordinary leave). Regarding alien and citizenship cases certain rules are applied, not every kind of case can be appealed.

The administrative court of appeal is the first instance for what are termed *secrecy cases*, which relate to the right to view the contents of a public document.

## **Case determination at the administrative courts of appeal**

In accordance with the general rule three legally trained judges adjudicate at the administrative court of appeal. In certain cases they are joined by two lay judges or special members. The question of leave to appeal is decided by two legally trained judges if their decision is unanimous, or by three if it is not.

As a rule, proceedings are in writing and the case is determined after a presentation by a lawyer at the Court of Appeal. At the presentation, the lawyer presents the facts of the case and the investigation that has been made. The lawyer also provides an account of current regulations in the area. An oral hearing may be included in the proceedings if it can be assumed to be of benefit to the inquiry or if it could expedite the hearing of the case. If an individual party to the case requests an oral hearing, this should be granted unless it is deemed unnecessary. In certain cases, e.g. the provision of care for young people or substance abusers, an oral hearing is held unless it is clearly unnecessary. If, in such cases, an individual party requests such a hearing it should always be granted.

## **The Supreme Administrative Court**

This is the highest general administrative court and examines cases appealed from one of the four administrative courts of appeal. It also examines appeals from the Council for Advance Tax Rulings and the Patent Appeals Board. It has the same structure of case categories as the lower instances. The majority of appeals at this level require leave to appeal, which is granted only if it could be of importance as a precedent, i.e. provides guidance on how other similar cases are to be determined, or if there are pressing reasons to do so. Only a small percentage of the cases referred to the Supreme Administrative Court of Appeal are granted leave to appeal. The Chancellor of Justice (JK) and the Parliamentary Ombudsman (JO) do not require this in cases of a disciplinary offence or revocation or restriction of the right to work as a doctor or other medical professional within the healthcare system. Nor does the Chancellor of Justice require leave to appeal in cases concerning the law of collection of debts.

The members of this court are called justices and when the facts of a case are to be examined five justices usually take part. The case may also be determined by the court in a full plenary session. Questions regarding leave to appeal are generally decided by one up to three justices.

Proceedings are as a rule in writing and an oral hearing may be included if it can be assumed to be of benefit to the inquiry or if it could expedite the hearing of the case. Often the judge referee presents the case verbally to the justice of the supreme court, which then deliberates. Sometimes they directly reach a decision, but it is more common for one or more additional deliberations to take place in order to make a decision.

**Table 2.1**  
**Administrative courts**  
**Cases filed, determined and pending 2018–2022**

	Year				
	2018	2019	2020	2021	2022
<b>Cases filed</b>					
Tax cases	10 686	9 062	7 697	7 141	7 794
Congestion charge cases	681	566	328	239	208
Social insurance cases	18 636	18 242	17 489	14 601	10 187
Cases relating to the Social Services Act	27 950	30 434	33 517	27 381	24 006
Psychiatric care cases	14 109	14 511	14 633	14 842	15 068
LVU cases <sup>1</sup>	4 835	5 280	5 401	5 387	5 545
LVM cases <sup>2</sup>	1 300	1 285	1 253	1 181	1 155
LOU cases <sup>3</sup>	2 850	3 111	3 594	2 509	2 632
Quantitative cases <sup>4</sup>	9 560	10 273	10 618	9 626	9 307
Migration cases	50 771	57 645	70 110	59 970	48 968
Other cases	25 476	26 351	27 119	35 059	27 479
<b>Total</b>	<b>166 854</b>	<b>176 760</b>	<b>191 759</b>	<b>177 936</b>	<b>152 349</b>
<b>Cases determined</b>					
Tax cases	9 873	9 386	8 032	7 749	7 508
Congestion charge cases	638	625	352	240	226
Social insurance cases	17 347	16 165	18 356	17 825	12 841
Cases relating to the Social Services Act	26 968	29 710	34 117	27 961	25 214
Psychiatric care cases	14 108	14 561	14 594	14 840	15 088
LVU cases <sup>1</sup>	4 793	5 212	5 368	5 327	5 511
LVM cases <sup>2</sup>	1 298	1 280	1 252	1 183	1 179
LOU cases <sup>3</sup>	2 862	3 024	3 616	2 756	2 726
Quantitative cases <sup>4</sup>	9 284	9 908	10 990	9 931	9 083
Migration cases	51 267	64 543	70 623	62 733	49 265
Other cases	23 410	25 641	28 886	33 463	29 010
<b>Total</b>	<b>161 848</b>	<b>180 055</b>	<b>196 186</b>	<b>184 008</b>	<b>157 651</b>
<b>Cases pending</b>					
Tax cases	5 912	5 622	5 309	4 761	5 079
Congestion charge cases	129	70	46	45	28
Social insurance cases	12 647	14 711	13 907	10 700	8 045
Cases relating to the Social Services Act	8 664	9 389	8 819	8 231	7 031
Psychiatric care cases	339	283	316	317	297
LVU cases <sup>1</sup>	687	756	792	857	893
LVM cases <sup>2</sup>	52	57	58	56	32

LOU cases <sup>3</sup>	760	858	854	610	517
Quantitative cases <sup>4</sup>	2 166	2 519	2 188	1 883	2 109
Migration cases	20 835	14 128	13 652	10 910	10 645
Other cases	12 094	12 941	11 334	12 950	11 443
<b>Total</b>	<b>64 285</b>	<b>61 334</b>	<b>57 275</b>	<b>51 320</b>	<b>46 119</b>

<sup>1</sup> Cases under the Care of Young Persons Act (LVU)

<sup>2</sup> Cases under the Compulsory Care for Substance Abusers Act (LVM)

<sup>3</sup> Cases relating to public procurement (LOU)

<sup>4</sup> Quantitative cases: real estate assessment, national registration, correctional treatment, driving licence and study allowances.



**Table 2.2**  
**Administrative courts**  
**Cases filed, determined and pending in 2022**

Administrative courts	Case category	Filed cases	Determined cases	Pending cases
<b>Falun</b>	<b>Total</b>	<b>5 507</b>	<b>5 808</b>	<b>2 310</b>
	LOU cases <sup>1</sup>	179	176	34
	LVM cases <sup>2</sup>	93	95	3
	LVU cases <sup>3</sup>	401	383	78
	Quantitative cases <sup>4</sup>	516	568	133
	Psychiatric care cases	867	872	7
	Tax cases	407	405	479
	Social insurance cases	498	614	506
	Cases relating to the Social Services Act	1 322	1 308	439
	Congestion charge cases	3	9	1
	Other cases	1 221	1 378	630
<b>Gothenburg</b>	<b>Total</b>	<b>25 847</b>	<b>26 953</b>	<b>7 818</b>
	LOU cases <sup>1</sup>	428	434	34
	LVM cases <sup>2</sup>	175	175	8
	LVU cases <sup>3</sup>	821	806	134
	Quantitative cases <sup>4</sup>	1 202	1 185	231
	Psychiatric care cases	2 390	2 432	59
	Tax cases	1 138	1 143	848
	Social insurance cases	1 452	1 769	1 284
	Cases relating to the Social Services Act	3 537	3 526	625
	Congestion charge cases	27	36	2
	Migration cases	11 233	12 164	3 361
	Other cases	3 444	3 283	1 232
<b>Härnösand</b>	<b>Total</b>	<b>4 899</b>	<b>4 973</b>	<b>1 154</b>
	LOU cases <sup>1</sup>	53	81	8
	LVM cases <sup>2</sup>	55	56	0
	LVU cases <sup>3</sup>	192	196	21

	Quantitative cases <sup>4</sup>	480	453	87
	Psychiatric care cases	962	964	8
	Tax cases	205	211	83
	Social insurance cases	614	744	183
	Cases relating to the Social Services Act	533	530	123
	Congestion charge cases	1	5	0
	Other cases	1 804	1 733	641
<b>Jönköping</b>	<b>Total</b>	<b>6 021</b>	<b>6 329</b>	<b>2 024</b>
	LOU cases <sup>1</sup>	90	99	19
	LVM cases <sup>2</sup>	100	103	3
	LVU cases <sup>3</sup>	433	442	70
	Quantitative cases <sup>4</sup>	651	673	143
	Psychiatric care cases	989	980	25
	Tax cases	254	249	158
	Social insurance cases	736	1 047	519
	Cases relating to the Social Services Act	1 448	1 429	478
	Congestion charge cases	4	6	0
	Other cases	1 316	1 301	609
<b>Karlstad</b>	<b>Total</b>	<b>5 696</b>	<b>5 739</b>	<b>2 038</b>
	LOU cases <sup>1</sup>	179	174	45
	LVM cases <sup>2</sup>	92	93	2
	LVU cases <sup>3</sup>	456	459	98
	Quantitative cases <sup>4</sup>	768	662	263
	Psychiatric care cases	523	516	21
	Tax cases	177	161	211
	Social insurance cases	454	610	344
	Cases relating to the Social Services Act	1 576	1 658	389
	Congestion charge cases	3	7	1
	Other cases	1 468	1 399	664
<b>Linköping</b>	<b>Total</b>	<b>9 659</b>	<b>10 404</b>	<b>2 012</b>
	LOU cases <sup>1</sup>	181	195	30
	LVM cases <sup>2</sup>	102	107	2
	LVU cases <sup>3</sup>	530	504	81
	Quantitative cases <sup>4</sup>	881	921	111
	Psychiatric care cases	1 605	1 602	29
	Tax cases	1 261	1 204	324
	Social insurance cases	701	1 067	308
	Cases relating to the Social Services Act	2 436	2 576	621
	Congestion charge cases	3	3	0
	Other cases	1 959	2 225	506
<b>Luleå</b>	<b>Total</b>	<b>5 971</b>	<b>6 346</b>	<b>773</b>
	LOU cases <sup>1</sup>	41	47	2
	LVM cases <sup>2</sup>	53	57	0
	LVU cases <sup>3</sup>	130	131	17
	Quantitative cases <sup>4</sup>	223	204	43
	Psychiatric care cases	515	523	1



	Tax cases	194	197	31
	Social insurance cases	200	254	53
	Cases relating to the Social Services Act	232	230	38
	Migration cases	3 771	4 066	479
	Other cases	612	637	109
<b>Malmö</b>	<b>Total</b>	<b>32 839</b>	<b>31 386</b>	<b>12 476</b>
	LOU cases <sup>1</sup>	607	580	175
	LVM cases <sup>2</sup>	129	131	5
	LVU cases <sup>3</sup>	716	735	97
	Quantitative cases <sup>4</sup>	1 209	1 018	463
	Psychiatric care cases	1 555	1 553	22
	Tax cases	1 326	825	1 140
	Social insurance cases	1 539	1 355	1 868
	Cases relating to the Social Services Act	4 302	4 600	1 649
	Congestion charge cases	12	10	6
	Migration cases	18 545	18 033	4 913
	Other cases	2 899	2 546	2 138
<b>Stockholm</b>	<b>Total</b>	<b>40 960</b>	<b>42 929</b>	<b>9 592</b>
	LOU cases <sup>1</sup>	426	454	102
	LVM cases <sup>2</sup>	154	153	5
	LVU cases <sup>3</sup>	884	884	126
	Quantitative cases <sup>4</sup>	1 929	1 927	251
	Psychiatric care cases	2 778	2 767	64
	Tax cases	2 016	2 235	1 082
	Social insurance cases	2 341	2 864	1 405
	Cases relating to the Social Services Act	5 041	5 018	1 105
	Congestion charge cases	146	140	14
	Migration cases	15 419	15 002	1 892
	Other cases	9 826	11 485	3 546
<b>Umeå</b>	<b>Total</b>	<b>2 170</b>	<b>2 234</b>	<b>333</b>
	LOU cases <sup>1</sup>	47	56	2
	LVM cases <sup>2</sup>	36	36	0
	LVU cases <sup>3</sup>	127	129	14
	Quantitative cases <sup>4</sup>	237	226	32
	Psychiatric care cases	515	513	10
	Tax cases	106	90	19
	Social insurance cases	292	369	108
	Cases relating to the Social Services Act	366	366	60
	Congestion charge cases	1	1	0
	Other cases	443	448	88
<b>Uppsala</b>	<b>Total</b>	<b>7 982</b>	<b>8 263</b>	<b>3 980</b>
	LOU cases <sup>1</sup>	150	181	19
	LVM cases <sup>2</sup>	86	92	2
	LVU cases <sup>3</sup>	484	472	88
	Quantitative cases <sup>4</sup>	778	737	267
	Psychiatric care cases	1 476	1 478	32

	Tax cases	344	405	450
	Social insurance cases	758	1 005	971
	Cases relating to the Social Services Act	2 411	2 548	1 259
	Congestion charge cases	5	5	3
	Other cases	1 490	1 340	889
<b>Växjö</b>	<b>Total</b>	<b>4 798</b>	<b>6 287</b>	<b>1 609</b>
	LOU cases <sup>1</sup>	251	249	47
	LVM cases <sup>2</sup>	80	81	2
	LVU cases <sup>3</sup>	371	370	69
	Quantitative cases <sup>4</sup>	433	509	85
	Psychiatric care cases	893	888	19
	Tax cases	366	383	254
	Social insurance cases	602	1 143	496
	Cases relating to the Social Services Act	802	1 425	245
	Congestion charge cases	3	4	1
	Other cases	997	1 235	391

<sup>1</sup> Cases relating to public procurement (LOU)

<sup>2</sup> Cases under the Compulsory Care for Substance Abusers Act (LVM)

<sup>3</sup> Cases under the Care of Young Persons Act (LVU)

<sup>4</sup> Quantitative cases: real estate assessment, national registration, correctional treatment, driving licence and study allowances.



**Table 2.3**  
**Administrative courts, migration cases**  
**Cases filed, determined and pending, migration cases 2018–2022**

	Year				
	2018	2019	2020	2021	2022
<b>Cases filed</b>					
Removal cases asylum	16 897	10 879	11 444	7 033	5 462
- of which unaccompanied minors	503	152	140	54	65
- of which other cases asylum	472	854	968	717	720
- of which after new adjudication according to chapter 12 §20	15 922	9 873	10 336	6 262	4 677
Immediate enforcement	1 182	870	815	766	779
Residence permit, Removal cases, not asylum, Status declarations	16 939	13 087	13 562	11 918	12 704
- of which residence permits	12 583	9 188	9 300	8 471	9 429
- of which removal cases, not asylum	2 720	2 573	3 202	2 551	2 431
- of which status declarations	1 636	1 326	1 060	896	844
Enforcement cases	2 689	2 738	2 640	1 876	1 496
Citizenship cases	1 258	1 847	2 570	3 036	3 768
Entry visa cases	6 714	9 188	1 864	1 431	8 123
Other migration cases	5 092	19 036	37 215	33 910	16 636
<b>Total migration cases</b>	<b>50 771</b>	<b>57 645</b>	<b>70 110</b>	<b>59 970</b>	<b>48 968</b>

<b>Cases determined</b>					
Removal cases asylum	17 423	17 143	12 043	9 236	6 611
- of which unaccompanied minors	733	154	142	69	46
- of which after new adjudication according to chapter 12 §19	357	776	835	828	655
- of which other cases asylum	16 333	16 213	11 066	8 339	5 910
Immediate enforcement	1 196	863	824	766	771
Residence permit, Removal cases, not asylum, Status declarations	16 851	14 339	12 871	12 720	11 996
- of which residence permits	11 899	10 171	8 646	9 081	9 017
- of which removal cases, not asylum	3 157	2 644	2 948	2 719	2 107
- of which status declarations	1 795	1 524	1 277	920	872
Enforcement cases	2 658	2 779	2 652	1 895	1 478
Citizenship cases	1 205	1 684	2 515	2 410	3 860
Entry visa cases	6 699	9 244	2 214	1 448	8 045
Other migration cases	5 235	18 491	37 504	34 258	16 504
<b>Total migration cases</b>	<b>51 267</b>	<b>64 543</b>	<b>70 623</b>	<b>62 733</b>	<b>49 265</b>

	2018	2019	2020	2021	2022
<b>Cases pending</b>					
Removal cases asylum	13 029	6 911	6 344	4 158	3 025
- of which unaccompanied minors	29	26	23	7	26
- of which after new adjudication according to chapter 12 §19	169	257	392	290	358
- of which other cases asylum	12 831	6 628	5 929	3 861	2 641
Immediate enforcement	19	26	22	23	32
Residence permit, Removal cases, not asylum, Status declarations	6 216	5 001	5 702	4 918	5 640
- of which residence permits	4 101	3 136	3 802	3 199	3 618
- of which removal cases, not asylum	1 265	1 211	1 463	1 301	1 631
- of which status declarations	850	654	437	418	391
Enforcement cases	116	70	57	39	57
Citizenship cases	318	481	536	1 161	1 070
Entry visa cases	465	407	57	40	118
Other migration cases	672	1 232	934	571	703
<b>Total migration cases</b>	<b>20 835</b>	<b>14 128</b>	<b>19 332</b>	<b>15 805</b>	<b>16 253</b>

**Table 2.4**  
**Administrative courts**  
**Cases determined 2018–2022**

	Year				
	2018	2019	2020	2021	2022
Percentage of priority cases <sup>1</sup>	18%	18%	17%	18%	20%
Percentage of cases determined following an oral hearing <sup>2</sup>	13,7%	13,5%	11,2%	12,0%	13,7%
Percentage of migration cases determined with oral proceeding	11%	9%	4%	4%	4%
Percentage of cases excluding migration cases determined following an oral hearing	16%	16%	15,1%	16,0%	18,1%
Average time in decided migration cases following a hearing (hours per case)	2,38	2,36	2,33	2,39	2,19
Average time in decided cases excluding migration following a hearing (hours per case)	0,66	0,69	0,67	0,67	0,64
Percentage of cases determined by a single judge	64,4%	68,9%	72,0%	72,7%	71,2%
Percentage of cases determined by a judge and lay judges	35,4%	31,0%	27,9%	27,2%	28,7%
Percentage of cases determined with a different composition	0,2%	0,1%	0,1%	0,1%	0,1%
Percentage of cases determined through a judgment <sup>3</sup>	86,5%	85,9%	87,9%	88,5%	85,3%
Percentage of cases determined following a decision <sup>4</sup>	13,5%	14,1%	12,1%	11,5%	14,7%

<sup>1</sup>Priority cases: cases relating to compulsory psychiatric care (LPT) and forensic psychiatric care (LRV), cases under the Care of Young Persons Act (LVU) as well as cases covered by Compulsory Care for Substance Abusers Act (LVM).

<sup>2</sup>A change was made in this calculation beginning from year 2019.

<sup>3</sup>Judgement: the verdict which is the court's decision on the issue in the case or matter.

<sup>4</sup>Decision: the final order by which a court concludes its consideration of the case without a judgment.

**Table 2.5**  
**Administrative courts of appeal**  
**Cases filed, determined and pending in 2018–2022**

	Year				
	2018	2019	2020	2021	2022
<b>Cases filed</b>					
Tax cases	2 906	2 828	2 521	2 317	2 463
Congestion charge cases	76	101	42	33	22
Social insurance cases	6 313	5 618	4 904	4 948	3 222
Cases relating to the Social Services Act	2 072	2 126	2 353	2 140	1 820
Psychiatric care cases	1 744	1 889	2 116	2 280	2 432
LVU cases <sup>1</sup>	2 259	2 463	2 718	2 750	2 837
LVM cases <sup>2</sup>	349	370	368	383	382
LOU cases <sup>3</sup>	676	513	778	486	557
Quantitative cases <sup>4</sup>	1 180	1 418	1 616	1 327	1 135
Migration cases	21 919	20 191	16 352	13 060	12 149
Other cases	6 107	7 024	7 269	9 048	6 949
<b>Total</b>	<b>45 601</b>	<b>44 541</b>	<b>41 037</b>	<b>38 772</b>	<b>33 968</b>
<b>Cases determined</b>					
Tax cases	3 188	2 893	2 863	2 536	1 975
Congestion charge cases	64	116	44	30	24
Social insurance cases	3 175	3 914	8 863	4 401	4 712
Cases relating to the Social Services Act	1 978	2 248	2 262	2 203	1 855
Psychiatric care cases	1 719	1 858	2 081	2 287	2 430
LVU cases <sup>1</sup>	2 206	2 426	2 598	2 850	2 830
LVM cases <sup>2</sup>	331	370	370	388	380
LOU cases <sup>3</sup>	742	536	742	493	575
Quantitative cases <sup>4</sup>	1 225	1 446	1 442	1 426	1 215
Migration cases	21 738	20 576	16 622	13 235	12 213
Other cases	5 901	6 780	7 213	7 822	7 763
<b>Total</b>	<b>42 267</b>	<b>43 163</b>	<b>45 100</b>	<b>37 671</b>	<b>35 972</b>
<b>Cases pending</b>					
Tax cases	2 023	1 955	1 616	1 392	1 879
Congestion charge cases	18	3	1	4	2
Social insurance cases	4 308	6 009	2 050	2 598	1 109
Cases relating to the Social Services Act	511	392	483	422	388
Psychiatric care cases	121	152	188	182	184
LVU cases <sup>1</sup>	314	354	476	375	382
LVM cases <sup>2</sup>	39	39	38	33	35
LOU cases <sup>3</sup>	99	76	112	105	87
Quantitative cases <sup>4</sup>	233	204	380	281	200
Migration cases	1 858	1 476	1 208	1 032	965
Other cases	1 574	1 826	1 886	3 114	2 311
<b>Total</b>	<b>11 098</b>	<b>12 486</b>	<b>8 438</b>	<b>9 538</b>	<b>7 542</b>

<sup>1</sup> Cases under the Care of Young Persons Act (LVU)

<sup>2</sup> Cases under the Compulsory Care for Substance Abusers Act (LVM)

<sup>3</sup> Cases relating to public procurement (LOU)

<sup>4</sup> Quantitative cases: real estate assessment, national registration, correctional treatment, driving licence and study allowances.

**Table 2.6**  
**Cases filed, determined and pending in 2022, individual administrative courts of appeal**

Administrative court of appeal	Case category	Filed cases	Determined cases	Pending cases
<b>Gothenburg</b>	<b>Total</b>	<b>6 603</b>	<b>7 365</b>	<b>1 273</b>
	LOU cases	217	216	32
	LVM cases	129	133	10
	LVU-mål	1 042	1 062	123
	Quantitative cases <sup>1</sup>	330	372	48
	Psychiatric care cases	840	841	55
	Tax cases	581	559	311
	Social insurance cases	935	1295	227
	Cases relating to the Social Services Act	651	605	133
	Congestion charge cases	4	4	0
	Other cases	1 874	2 278	334
<b>Jönköping</b>	<b>Total</b>	<b>4 220</b>	<b>4 561</b>	<b>1 434</b>
	LOU cases	83	100	15
	LVM cases	104	106	10
	LVU-mål	644	629	113
	Quantitative cases <sup>1</sup>	259	263	52
	Psychiatric care cases	406	421	50
	Tax cases	301	193	337
	Social insurance cases	803	1000	310
	Cases relating to the Social Services Act	425	490	75
	Congestion charge cases	2	3	0
	Other cases	1 193	1 356	472
<b>Stockholm</b>	<b>Total</b>	<b>19 837</b>	<b>20 695</b>	<b>3 543</b>
	LOU cases	146	144	26
	LVM cases	74	71	8
	LVU-mål	726	741	67
	Quantitative cases <sup>1</sup>	362	368	54
	Psychiatric care cases	823	823	36
	Tax cases	1269	977	916
	Social insurance cases	982	1668	294
	Cases relating to the Social Services Act	579	598	137
	Congestion charge cases	16	16	2
	Utlännings- och medborgarskapsmål	12 149	12 213	965
Other cases	2 711	3 076	1 038	
<b>Sundsvall</b>	<b>Total</b>	<b>3 308</b>	<b>3 351</b>	<b>1 292</b>
	LOU cases	111	115	14
	LVM cases	75	70	7
	LVU-mål	425	398	79
	Quantitative cases <sup>1</sup>	184	212	46
	Psychiatric care cases	363	345	43
	Tax cases	312	246	315
	Social insurance cases	502	749	278
	Cases relating to the Social Services Act	165	162	43
	Congestion charge cases	0	1	0
Other cases	1 171	1 053	467	

<sup>1</sup> Cases under the Care of Young Persons Act (LVU)

<sup>2</sup> Cases under the Compulsory Care for Substance Abusers Act (LVM)

<sup>3</sup> Cases relating to public procurement (LOU)

<sup>4</sup> Quantitative cases: real estate assessment, national registration, correctional treatment, driving licence and study allowances.

**Table 2.7a**  
**Administrative Court of Appeal in Stockholm (migration cases)**  
**Cases filed, determined and pending, migration cases in 2018–2022**


	Year				
	2018	2019	2020	2021	2022
<b>Cases filed</b>					
Removal cases asylum	12 403	10 531	8 358	6 407	4 833
- of which unaccompanied minors	587	115	119	52	32
- of which after new adjudication according to chapter 12 §19	226	485	616	594	430
- of which other cases asylum	11 590	9 931	7 623	5 761	4 371
Immediate enforcement	50	40	60	60	59
Residence permit, Removal cases, not asylum, Status declarations	5 381	4 770	4 081	3 499	3 218
- of which residence permits	3 438	2 781	2 527	2 227	2 230
- of which removal cases, not asylum	1 279	1 084	1 084	996	698
- of which status declarations	664	905	470	276	290
Enforcement cases	1 251	1 424	1 262	973	684
Citizenship cases	162	255	416	366	669
Entry visa cases	478	752	269	228	1 149
Other migration cases	1 953	2 234	1 763	1 405	1 434
Extraordinary remedies	241	185	143	122	103
<b>Total migration cases</b>	<b>21 919</b>	<b>20 191</b>	<b>16 352</b>	<b>13 060</b>	<b>12 149</b>
<b>Cases determined</b>					
Removal cases asylum	12 291	10 704	8 560	6 570	4 941
- of which unaccompanied minors	602	127	123	60	29
- of which after new adjudication according to chapter 12 §19	203	460	601	616	440
- of which other cases asylum	11 486	10 117	7 836	5 894	4 472
Immediate enforcement	50	41	57	64	55
Residence permit, Removal cases, not asylum, Status declarations	5 360	5 004	4 067	3 537	3 257
- of which residence permits	3 379	2 976	2 491	2 242	2 261
- of which removal cases, not asylum	1 307	1 115	1 072	1 005	718
- of which status declarations	674	913	504	290	278
Enforcement cases	1 207	1 419	1 290	980	675
Citizenship cases	153	249	398	355	629
Entry visa cases	469	749	297	198	1 114
Other migration cases	1 953	2 224	1 810	1 410	1 435
Extraordinary remedies	255	186	143	121	107
<b>Total migration cases</b>	<b>21 738</b>	<b>20 576</b>	<b>16 622</b>	<b>13 235</b>	<b>12 213</b>
<b>Cases pending</b>					
Removal cases asylum	1 100	918	712	545	436
- of which unaccompanied minors	25	13	9	1	4

- of which after new adjudication according to chapter 12 §19	34	59	74	52	42
- of which other cases asylum	1 041	846	629	492	390
Immediate enforcement	3	2	5	1	6
Residence permit, Removal cases, not asylum, Status declarations	556	332	348	311	269
- of which residence permits	383	189	224	210	178
- of which removal cases, not asylum	105	74	85	76	56
- of which status declarations	68	69	39	25	35
Enforcement cases	73	79	52	46	55
Citizenship cases	16	22	40	51	91
Entry visa cases	33	35	8	38	73
Other migration cases	65	77	31	27	26
Extraordinary remedies	12	11	12	13	9
<b>Total migration cases</b>	<b>1 858</b>	<b>1 476</b>	<b>1 208</b>	<b>1 032</b>	<b>965</b>

 Official Statistics of Sweden


**Table 2.7b**  
**Average turnaround time for removal cases at the Administrative Court of Appeal**

	Year			
	2019	2020	2021	2022
Average turnaround time for removal cases, migration (months)	1,0	1,1	1,0	1,0

 Official Statistics of Sweden

**Table 2.8**  
**Administrative<sup>1</sup> Courts of Appeal**  
**Cases determined 2018–2022**

	Year				
	2018	2019	2020	2021	2022
<b>Determined</b>	<b>20 529</b>	<b>22 587</b>	<b>28 478</b>	<b>24 436</b>	<b>23 759</b>
Cases where leave to appeal is granted	2 069	2 035	2 972	2 306	3 088
Cases where leave to appeal is not granted	8 892	10 847	15 755	12 042	11 243
Cases not requiring leave to appeal	9 568	9 705	9 751	10 088	9 428
Percentage of cases determined with oral proceeding	10%	9%	7%	8%	9%
Percentage of priority cases <sup>2</sup>	21%	21%	18%	23%	24%

 Official Statistics of Sweden



**Table 2.9**  
**Administrative Courts of Appeal**  
**Frequency of appeal and amendment 2018–2022**

	Year				
	2018	2019	2020	2021	2022
Frequency of appeal excluding migration cases	21%	21%	20%	21%	20%
Frequency of amendment excluding migration cases	13%	12%	12%	12%	15%
Frequency of appeal in migration cases	43%	31%	23%	21%	25%
Frequency of appeal in removal cases, asylum (migration)	71%	61%	69%	69%	73%
Frequency of amendment in migration cases	0,5%	0,6%	0,6%	0,4%	0,3%
Frequency of amendment in removal cases, asylum (migration)	0,3%	0,4%	0,4%	0,2%	0,3%

 Official Statistics of Sweden


**Table 2.10**  
**The Supreme Administrative Court**  
**Cases filed, determined and pending 2018–2022**

	Year				
	2018	2019	2020	2021	2022
<b>Cases filed</b>					
Tax cases	1 232	1 242	1 060	1 019	848
Congestion charge cases	19	26	11	9	6
Social insurance cases	1 065	1 265	1 392	1 387	1 258
Cases relating to the Social Services Act	400	541	438	527	473
Psychiatric care cases	531	480	598	688	757
LVU cases <sup>1</sup>	754	808	941	1 068	1 057
LVM cases <sup>2</sup>	58	71	66	88	78
LOU cases <sup>3</sup>	328	169	257	163	170
Quantitative cases <sup>4</sup>	424	282	330	329	469
Other cases	2 141	2 216	2 359	2 450	2 600
<b>Total</b>	<b>6 952</b>	<b>7 100</b>	<b>7 452</b>	<b>7 728</b>	<b>7 716</b>
<b>Cases determined</b>					
Tax cases	1 756	1 146	1 163	1 016	991
Congestion charge cases	21	27	13	9	6
Social insurance cases	991	1 442	1 234	1 308	1 374
Cases relating to the Social Services Act	419	530	456	515	484
Psychiatric care cases	538	461	554	747	713
LVU cases <sup>1</sup>	745	763	918	1 074	1 059
LVM cases <sup>2</sup>	57	66	63	91	82
LOU cases <sup>3</sup>	353	238	245	159	190
Quantitative cases <sup>4</sup>	410	312	320	327	479
Other cases	2 353	2 189	2 238	2 286	2 448
<b>Total</b>	<b>7 643</b>	<b>7 174</b>	<b>7 204</b>	<b>7 532</b>	<b>7 826</b>
<b>Cases pending</b>					
Tax cases	378	475	372	373	232
Congestion charge cases	3	2	0	0	0
Social insurance cases	363	186	344	422	306
Cases relating to the Social Services Act	98	108	90	102	91
Psychiatric care cases	43	62	106	47	91
LVU cases <sup>1</sup>	88	133	156	150	148
LVM cases <sup>2</sup>	4	9	12	9	5
LOU cases <sup>3</sup>	98	29	41	45	25
Quantitative cases <sup>4</sup>	85	54	64	66	56
Other cases	551	579	685	836	989
<b>Total</b>	<b>1 711</b>	<b>1 637</b>	<b>1 870</b>	<b>2 050</b>	<b>1 943</b>

<sup>1</sup> Cases under the Care of Young Persons Act (LVU)


<sup>2</sup> Cases under the Compulsory Care for Substance Abusers Act (LVM)

<sup>3</sup> Cases relating to public procurement (LOU)

<sup>4</sup> Quantitative cases: real estate assessment, national registration, correctional treatment, driving licence and study allowances.  Official Statistics of Sweden


**Table 2.11**  
**The Supreme Administrative Court**  
**Cases determined in the Supreme Administrative Court 2018–2022**

	Year				
	2018	2019	2020	2021	2022
Cases where leave to appeal is granted	82	185	92	95	69
Cases where leave to appeal is not granted	7 047	6 484	6 752	7 164	7 457
Cases not requiring leave to appeal	514	505	360	273	300
<b>Total determined cases</b>	<b>7 643</b>	<b>7 174</b>	<b>7 204</b>	<b>7 532</b>	<b>7 826</b>

 Official Statistics of Sweden

**Table 2.12**  
**The Supreme Administrative Court**  
**Frequency of appeal 2018–2022, percentage of cases appealed from administrative courts of appeal to the Supreme Administrative Court**

	Year				
	2018	2019	2020	2021	2022
Frequency of appeal	34%	31%	26%	32%	32%

 Official Statistics of Sweden

### 3. Matters dealt with at the Rent and Tenancy Tribunals

#### The work of the Rent and Tenancy Tribunals

Rent Tribunals can mediate in disputes between landlords and tenants or between tenant associations and tenants if the parties themselves cannot reach agreement. Rent tribunals also examine certain rent and tenant issues and pronounce a decision that is binding on the parties. Rent tribunals also deal with matters that involve special administration of residential properties. The purchaser of a rental property may in certain cases require the consent of the tribunal to validate the purchase.

A rent tribunal normally consists of three members during a procedure. The tribunal is chaired by a rent tribunal judge whilst the other members represent different interest groups, of whom one is well versed in property management and the other in the situation of the tenants.

A tenancy tribunal has similar duties to a rent tribunal when it comes to applying legislation relating to leases. Its composition is also similar to that of the rent tribunal except that the members represent the interests of landowners and tenants.


Matters at the Rent and Tenancy tribunals are divided into several categories, for example *housing waivers*, *commercial premises agency matters* and *premises waivers*, etc.

Most of the decisions of a rent tribunal can be appealed to Svea Court of Appeal whilst certain leasehold matters can be appealed to the court of appeal within whose jurisdiction the leased property is located. Some of the decisions cannot be appealed.

There are eight rent and tenancy tribunals. The government decide operational targets for them, and they also set their own operational targets in consultation with the Swedish National Courts Administration. These targets are measured as turnaround times for determined cases. The 75th percentile indicates how long it takes to determine 75 % of the cases.

**Table 3.1**  
**Rent and tenancy tribunals**  
**Matters filed, determined and pending 2018–2022**

	Year				
	2018	2019	2020	2021	2022
<b>Rent and Tenancy tribunals</b>					
Filed	41 535	42 185	40 259	37 902	37 922
Determined	40 639	42 349	39 861	39 544	37 899
Pending at the year-end	8 400	8 081	8 439	6 636	6 520
<b>- of which Tenancy tribunals</b>					
Filed	1 419	1 866	1 859	1 248	1 519
Determined	1 152	2 017	1 298	1 659	1 133
Pending at the year-end	1 107	691	1 264	851	1 233

 Official Statistics of Sweden

**Table 3.2**  
**Rent and tenancy tribunals**  
**Matters filed, determined and pending 2018–2022**

Rent and Tenancy Tribunal		2018	2019	2020	2021	2022
Gothenburg	Filed	6 631	6 646	7 319	6 787	6 960
	Determined	6 799	6 619	6 850	7 072	6 671
	Pending	1 418	1 148	1 578	1 284	1 564
Jönköping	Filed	1 761	1 735	1 633	1 640	1 670
	Determined	1 751	1 731	1 649	1 685	1 557
	Pending	309	300	262	216	330
Linköping	Filed	2 254	2 369	2 349	2 066	2 265
	Determined	2 298	2 348	2 309	2 045	2 279
	Pending	239	258	290	290	242
Malmö	Filed	4 817	5 369	4 183	3 592	3 767
	Determined	4 492	5 577	4 115	3 809	3 618
	Pending	894	679	741	524	664
Stockholm	Filed	18 365	18 168	16 865	16 492	16 254
	Determined	17 858	18 089	17 323	17 469	16 517
	Pending	4 311	4 571	4 170	3 090	2 788
Sundsvall	Filed	972	932	950	1 046	994
	Determined	1 062	954	931	1 058	986
	Pending	183	162	180	169	176
Umeå	Filed	1 915	1 828	1 974	1 988	1 766
	Determined	1 681	2 019	1 555	1 897	2 123
	Pending	393	188	604	669	265
Västerås	Filed	4 820	5 138	4 986	4 291	4 246
	Determined	4 698	5 012	5 129	4 509	4 148
	Pending	653	775	614	394	491

**Table 3.3**  
**Rent tribunals and tenancy tribunals**  
**Matters determined according to category 2018–2022**

	Year				
	2018	2019	2020	2021	2022
<b>Rent tribunals</b>					
Mediation or arbitration in tenancy disputes	664	655	602	593	554
Unprotected tenancies	27 281	27 971	26 520	26 408	26 504
Extension of tenancy agreements	2 977	2 864	2 982	3 020	2 680
Court order to perform work, extension of time for work	392	360	344	363	354
Amendment of tenancy terms	283	323	251	279	236
Mediation regarding security of tenure in non-residential property	4 255	4 546	4 200	4 070	3 605
Matters governed by the Rent Negotiation Act	377	420	518	436	313
Other matters	3 258	3 193	3 146	2 716	2 520
<b>Total</b>	<b>39 487</b>	<b>40 332</b>	<b>38 563</b>	<b>37 885</b>	<b>36 766</b>
<b>Tenancy tribunals</b>					
Agricultural leases	97	97	92	74	74
Residential leases	583	1 191	559	1 107	547
Other matters	472	729	647	478	512
<b>Total</b>	<b>1 152</b>	<b>2 017</b>	<b>1 298</b>	<b>1 659</b>	<b>1 133</b>

## Appendix: Performance of the time targets - results of individual courts

### District courts

#### Performance of the time targets set by the government 2020-2022

Court	Criminal cases excluding priority cases 75th percentile, target is 5 months			Civil cases excluding joint petitions for divorce 75th percentile, target is 7 months		
	2020	2021	2022	2020	2021	2022
Alingsås	4,6	5,7	6,4	7,6	8,7	8,2
Attunda	5,1	6,1	3,9	8,8	13,7	7,9
Blekinge	3,5	3,6	4,0	5,8	9,2	5,9
Borås	3,5	4,0	3,3	5,9	5,5	5,4
Eksjö	3,6	4,7	2,8	3,8	3,3	3,4
Eskilstuna	3,9	4,7	5,5	6,1	5,1	5,8
Falun	4,4	6,5	7,0	7,1	7,6	7,9
Gotland	4,0	3,6	2,2	8,0	8,4	6,8
Gällivare	4,2	5,1	3,6	6,7	4,3	7,8
Gävle	4,6	5,1	4,0	6,9	7,1	7,1
Göteborg	6,6	6,3	5,3	6,9	6,4	6,9
Halmstad	3,7	4,0	3,6	5,5	6,1	6,1
Haparanda	2,9	3,5	2,8	5,6	5,4	7,1
Helsingborg	3,9	4,1	4,5	6,0	4,9	5,1
Hudiksvall	3,3	3,4	3,8	6,3	6,6	6,8
Hässleholm	4,0	4,9	5,7	5,8	7,4	6,8
Jönköping	4,1	4,2	3,8	7,0	6,7	6,9
Kalmar	5,2	6,6	6,3	6,9	6,6	7,9
Kristianstad	3,6	4,6	5,2	6,5	6,7	6,0
Linköping	4,3	5,4	5,3	5,7	7,7	7,9
Luleå	5,0	3,9	4,2	7,8	6,8	7,0
Lund	2,6	2,9	3,3	7,0	5,7	6,2
Lycksele	1,7	2,0	3,6	2,2	3,7	5,6
Malmö	4,2	4,8	3,6	7,2	5,6	6,2
Mora	2,8	2,9	4,0	7,1	4,8	5,7
Nacka	4,9	4,5	3,1	8,2	7,3	7,3
Norrköping	5,0	3,8	2,6	5,9	5,4	6,1
Norrtälje	2,1	2,5	2,3	5,4	6,0	7,9
Nyköping	2,5	2,2	2,7	3,7	4,1	4,6
Skaraborgs	4,3	4,8	4,0	7,7	8,1	8,4
Skellefteå	3,8	3,9	3,9	8,7	6,8	7,2
Solna	2,6	3,1	2,6	7,3	7,3	6,7
Stockholm	2,7	2,1	2,5	5,7	4,4	4,7
Sundsvall	6,7	6,6	3,3	6,3	5,9	6,9
Södertälje	3,6	2,4	2,2	4,5	4,9	4,0
Södertörn	2,3	2,6	2,4	4,6	4,7	4,7
Uddevalla	4,6	13,2	6,4	8,1	9,8	9,3
Umeå	2,4	2,8	2,7	5,0	5,8	5,1
Uppsala	4,5	5,5	5,5	7,0	6,2	6,4
Varberg	5,4	5,9	4,8	7,0	6,8	7,2
Vänersborg	4,5	6,2	6,0	7,8	8,0	10,7
Värmland	5,5	6,2	6,8	7,9	8,0	8,8
Västmanland	2,7	2,7	3,2	7,3	6,0	6,5
Växjö	2,8	2,2	2,1	5,1	4,9	4,7
Ystad	4,6	5,2	5,6	7,4	7,0	7,0
Ångermanland	5,2	6,6	6,0	7,3	7,0	6,2
Örebro	5,0	6,2	4,2	8,3	6,9	6,3
Östersund	4,6	5,0	6,0	8,0	5,8	7,9
<b>Total</b>	<b>4,0</b>	<b>4,2</b>	<b>3,9</b>	<b>7,0</b>	<b>6,6</b>	<b>6,5</b>

The definition of priority cases in the district courts has been changed 2022 since for the juvenile cases with defendants under the age of 18 a requirement for an indictment has been added. For the priority cases with a detained person the same requirement has been removed. The numbers for previous years are corrected.

## Courts of appeal

### Performance of the time targets set by the government 2020-2022

Courts	Criminal cases excluding priority cases 75th percentile, target is 5 months			Civil cases, time from filed case to decision delivered regarding leave to appeal 75th percentile, target is 2 months			Civil cases where leave to appeal has been granted 75th percentile, target is 10 months		
	2020	2021	2022	2020	2021	2022	2020	2021	2022
Göta Court of Appeal	6,9	7,6	9,0	1,8	1,7	1,6	10,2	9,5	12,2
Court of Appeal for Lower Norrland	9,4	10,2	14,5	3,2	3,3	3,1	14,5	20,4	15,3
Court of Appeal for Western Sweden	5,0	5,2	7,0	1,8	1,9	2,0	9,5	7,8	10,0
Court of Appeal for Upper Norrland	5,4	5,3	5,1	1,6	1,5	1,9	10,1	9,3	9,5
Court of Appeal for Skåne and Blekinge	5,2	5,0	4,5	1,6	2,0	1,5	8,1	8,9	9,9
Svea Court of Appeal	9,4	10,4	11,2	1,6	1,7	1,8	15,7	19,0	18,4
<b>Total</b>	<b>6,9</b>	<b>6,9</b>	<b>8,3</b>	<b>1,7</b>	<b>1,9</b>	<b>1,8</b>	<b>12,6</b>	<b>14,6</b>	<b>15,9</b>

## The Supreme Court

### Performance of the time targets set by the Supreme Court 2020-2022<sup>1</sup>

	90th percentile (months)			
	Target	2020	2021	2022
Cases which have been given a decision about leave to appeal during given year	3,0	2,6	3,4	4,4
Cases determined which have been granted leave to appeal	18,0	17,2	15,3	14,1
Cases determined not requiring leave to appeal (extraordinary cases)	10,0	8,8	8,6	9,6

<sup>1</sup>Excluding priority cases (criminal cases involving a detained person or a defendant under 18 years of age)



## Administrative courts

### Performance of the time targets set by the government 2020-2022

Court	Total excluding priority and migration cases 75th percentile (months) Target is 6 months		
	2020	2021	2022
Falun	9,5	9,1	9,9
Gothenburg	6,8	7,9	6,1
Härnösand	15,1	12,7	5,1
Jönköping	9,3	9,0	9,8
Karlstad	7,3	6,4	6,3
Linköping	7,8	9,9	6,3
Luleå	8,1	5,1	3,8
Malmö	7,7	8,4	10,1
Stockholm	5,2	6,2	6,6
Umeå	7,9	5,6	3,7
Uppsala	10,3	11,9	10,7
Växjö	12,1	11,8	12,1
<b>Total</b>	<b>8,1</b>	<b>7,8</b>	<b>7,9</b>

## Administrative courts (migration cases)

### Performance of the time targets set by the government, migration cases 2020-2022

Court	Removal cases, unaccompanied minors 90th percentile Target is 2 months			Other removal cases 90th percentile Target is 4 months			Enforcement cases 90th percentile Target is 1 month			Other migration cases 90th percentile Target is 5 months		
	2020	2021	2022	2020	2021	2022	2020	2021	2022	2020	2021	2022
Gothenburg	4,7	4,2	7,6	27,9	31,2	26,1	1,6	1,2	1,2	16,0	16,3	10,9
Luleå	4,6	2,8	1,3	11,7	8,2	7,2	0,5	0,5	0,5	7,2	5,4	4,1
Malmö	3,6	4,0	6,1	20,3	17,6	15,8	0,7	0,7	0,8	3,0	3,2	9,4
Stockholm	4,5	5,2	4,5	5,9	7,7	7,8	0,7	0,7	0,8	2,7	2,8	1,7
<b>Total</b>	<b>4,6</b>	<b>4,2</b>	<b>5,2</b>	<b>22,8</b>	<b>20,1</b>	<b>23,0</b>	<b>0,9</b>	<b>0,9</b>	<b>0,9</b>	<b>4,4</b>	<b>5,2</b>	<b>6,8</b>

## Administrative Courts of Appeal

### Performance of the time targets set by the government 2020-2022

Administrative court of appeal	Total excluding priority and migration cases 75th percentile, Target is 6 months		
	2020	2021	2022
Gothenburg	5,8	5,2	5,8
Jönköping	6,2	8,0	8,7
Stockholm	16,6	4,9	7,6
Sundsvall	6,9	8,2	8,4
<b>Total</b>	<b>8,7</b>	<b>5,8</b>	<b>7,0</b>

## Administrative Courts of Appeal (migration cases)

### Performance of the time targets set by the government 2020-2022

90th percentile (months)	Target	2020	2021	2022
Total migration cases	2,0	1,8	1,6	1,5

## The Supreme Administrative Court

### Performance of the time targets set by the Supreme Administrative Court 2020-2022

	Target	2020	2021	2022
Time to make a decision about leave to appeal (90th percentile)	6,0	5,0	5,5	6,3
Cases decided in full court (75th percentile)	14,0	11,0	14,0	15,0

## Rent and tenancy tribunals

### Performance of the time targets set by the government 2020-2022

	Rent and tenancy tribunal matters excluding premises waiver matters and commercial premises matters 75th percentile. Target is 4 months.		
Rent and tenancy tribunal	2020	2021	2022
Gothenburg	4,2	6,3	4,7
Jönköping	3,6	5,4	3,0
Linköping	2,7	3,4	3,3
Malmö	3,5	4,8	3,6
Stockholm	17,1	16,6	11,2
Sundsvall	2,9	3	3,1
Umeå	3,3	8,4	11,0
Västerås	5,8	4	4,1
<b>Total</b>	<b>6,3</b>	<b>10,7</b>	<b>7,3</b>